






The impacts of rising vapour pressure deficit in natural and managed ecosystems

Kimberly A. Novick¹  | Darren L. Ficklin² | Charlotte Grossiord^{3,4}  |
 Alexandra G. Konings⁵ | Jordi Martínez-Vilalta^{6,7} | Walid Sadok⁸  |
 Anna T. Trugman⁹ | A. Park Williams¹⁰ | Alexandra J. Wright¹¹ |
 John T. Abatzoglou¹² | Matthew P. Dannenberg¹³ | Pierre Gentine^{14,15} |
 Kaiyu Guan^{16,17,18} | Miriam R. Johnston¹³ | Lauren E. L. Lowman¹⁹  |
 David J. P. Moore²⁰ | Nate G. McDowell^{21,22} 

¹O'Neill School of Public and Environmental Affairs, Indiana University, Bloomington, Indiana, USA

²Department of Geography, Indiana University, Bloomington, Indiana, USA

³Plant Ecology Research Laboratory (PERL), School of Architecture, Civil and Environmental Engineering (EPFL), Lausanne, Switzerland

⁴Community Ecology Unit, Swiss Federal Institute for Forest, Snow and Landscape WSL, Lausanne, Switzerland

⁵Department of Earth System Science, Stanford University, Stanford, California, USA

⁶CREAF, Bellaterra, Catalonia, Spain

⁷Universitat Autònoma de Barcelona, Bellaterra, Catalonia, Spain

⁸Department of Agronomy and Plant Genetics, University of Minnesota, St. Paul, Minnesota, USA

⁹Department of Geography, University of California, Santa Barbara, California, USA

¹⁰Department of Geography, University of California, Los Angeles, California, USA

¹¹Department of Biological Sciences, California State University Los Angeles, Los Angeles, California, USA

¹²Management of Complex Systems Department, University of California, Merced, California, USA

¹³Department of Geographical and Sustainability Sciences, University of Iowa, Iowa City, Iowa, USA

¹⁴Department of Earth and Environmental Engineering, Columbia University, New York, New York, USA

¹⁵Center for Learning the Earth with Artificial Intelligence and Physics (LEAP), Columbia University, New York, New York, USA

¹⁶Agroecosystem Sustainability Center, Institute for Sustainability, Energy, and Environment, University of Illinois Urbana-Champaign, Urbana, Illinois, USA

¹⁷Department of Natural Resources and Environmental Sciences, College of Agricultural, Consumers, and Environmental Sciences, University of Illinois Urbana-Champaign, Urbana, Illinois, USA

¹⁸National Center for Supercomputing Applications, University of Illinois Urbana-Champaign, Urbana, Illinois, USA

¹⁹Department of Engineering, Wake Forest University, Winston-Salem, North Carolina, USA

²⁰School of Natural Resources and the Environment, University of Arizona, Tucson, Arizona, USA

²¹Atmospheric Sciences & Global Change Division, Pacific Northwest National Laboratory, Richland, Washington, USA

²²School of Biological Sciences, Washington State University, Pullman, Washington, USA

Correspondence

Kimberly A. Novick

Email: knovick@indiana.edu

Abstract

An exponential rise in the atmospheric vapour pressure deficit (VPD) is among the most consequential impacts of climate change in terrestrial ecosystems. Rising VPD

This is an open access article under the terms of the [Creative Commons Attribution-NonCommercial-NoDerivs](https://creativecommons.org/licenses/by-nc-nd/4.0/) License, which permits use and distribution in any medium, provided the original work is properly cited, the use is non-commercial and no modifications or adaptations are made.

© 2024 The Authors. *Plant, Cell & Environment* published by John Wiley & Sons Ltd.

Funding information

Swiss National Science Foundation, Grant/Award Number: 310030_204697; US Department of Energy, Grant/Award Numbers: DE-SC0021980, DE-SC0022302; National Science Foundation, Grant/Award Numbers: 2003205, 2216855; Zegar Family Foundation; Gordon and Betty Moore Foundation, Grant/Award Number: GBMF11974; Minnesota What Research and Promotion Council; National Institute of Food and Agriculture; European Union Next Generation; Alfred P. Sloan Foundation; Sandoz Family Foundation; NSF Division of Integrative Organismal Biology, Grant/Award Numbers: 1006196, 2243900; NSF EPSCoR, Grant/Award Number: 2131853; NSF Division of Earth Sciences, Grant/Award Number: 2228047; MCIN/AEI/10.13039/501100011033 and European Union NextGenerationEU/PRTR, Grant/Award Number: PID2021-127452NB-I00; AGAUR, Grant/Award Number: 2021 SGR 00849; USDA NIFA-Minnesota Agricultural Experiment Station, Grant/Award Number: MIN-13-124; AFRI Competitive, Grant/Award Number: 2022-68013-36439; NSF Division of Environmental Biology CAREER award, Grant/Award Number: 2143186

has negative and cascading effects on nearly all aspects of plant function including photosynthesis, water status, growth and survival. These responses are exacerbated by land-atmosphere interactions that couple VPD to soil water and govern the evolution of drought, affecting a range of ecosystem services including carbon uptake, biodiversity, the provisioning of water resources and crop yields. However, despite the global nature of this phenomenon, research on how to incorporate these impacts into resilient management regimes is largely in its infancy, due in part to the entanglement of VPD trends with those of other co-evolving climate drivers. Here, we review the mechanistic bases of VPD impacts at a range of spatial scales, paying particular attention to the independent and interactive influence of VPD in the context of other environmental changes. We then evaluate the consequences of these impacts within key management contexts, including water resources, croplands, wildfire risk mitigation and management of natural grasslands and forests. We conclude with recommendations describing how management regimes could be altered to mitigate the otherwise highly deleterious consequences of rising VPD.

KEYWORDS

carbon cycling, climate change, drought, management, plant physiology

1 | INTRODUCTION

Rising atmospheric vapour pressure deficit (VPD) is a well-documented and global consequence of climate change (Figure 1, Ficklin & Novick, 2017; Grossiord et al., 2020; Yuan et al., 2019). VPD represents the difference between the vapour pressure of the air at saturation and the actual vapour pressure of the air. The former depends exponentially on temperature through the Clausius–Clapeyron relationship (Campbell & Norman 2000; Dingman et al. 2002), such that global temperature rise has promoted global increases in saturation vapour pressure. Actual vapour pressure, which is the product of relative humidity and saturation vapour pressure, has increased more slowly over land areas (Ficklin & Novick, 2017) due to oceanic influences that may suppress relative humidity (Byrne & O’Gorman, 2018) and land-atmosphere feedbacks that limit the supply of water for evapotranspiration (ET) (Seneviratne et al., 2006; Vicente-Serrano et al., 2018). As a result, VPD is rising globally at a pace that is likely to accelerate in the future (Yuan et al., 2019).

Because VPD represents the desiccating strength of the atmosphere, rising VPD promotes a cascade of responses within plants and ecosystems (Figure 2). Elevated VPD drives reductions in stomatal conductance that limit excessive transpirational water losses (Farquhar, 1978; Leuning, 1995; Running, 1976) but frequently reduce photosynthesis (Grossiord et al., 2020; Long & Woolhouse, 1978). Rising VPD also reduces the turgor pressure necessary for plant growth (Peters et al., 2021; Zweifel et al., 2021) and increases the occurrence of low plant water potentials that kill trees and reduce crop yields (Hammond et al., 2022; Lobell et al., 2014; McDowell & Allen, 2015). At the ecosystem scale, higher VPD increases evaporative demand for ecosystem ET,

which accelerates soil drying (Zhou, Williams, et al., 2019) and drying of both live and dead plant biomass (Rao et al., 2023), leading to an overall intensification of the hydrologic cycle (Ficklin et al., 2022) and wildfire activity (Williams et al., 2019). Altogether, the consequences of rising VPD are profound and encompass a wide range of socially-relevant environmental systems and processes, including carbon uptake and storage, agricultural productivity, natural and water resources management and our ability to detect and forecast drought events (Figure 2).

However, while rising VPD is emerging as one of the most important impacts of climate change on plants and the services they provide, diagnosing these impacts and prescribing management solutions to mitigate them remains challenging. Much of the difficulty emerges from the fact that VPD trends are strongly coupled with changes in soil water, temperature and CO₂, making it difficult to fingerprint the impact of each on plant and ecosystem function (Grossiord et al., 2020; Lin et al., 2018; Novick et al., 2016). This paper offers a holistic perspective of the impacts of rising VPD on individual plants, entire ecosystems and managed socioenvironmental systems, paying particular attention to the independent and interactive influence of VPD in the context of a broader set of environmental changes. We begin by discussing mechanisms by which VPD affects the physiology, growth and mortality of individual plants, in isolation and combined with other nonstationary drivers (Section 2). These physiological mechanisms, which are foundational for the systems-level impacts discussed later, have been well-reviewed elsewhere (e.g., Grossiord et al., 2020). Thus, Section 2 offers a somewhat abbreviated summary that updates prior reviews and focuses attention on emerging topics (e.g., the role of nocturnal

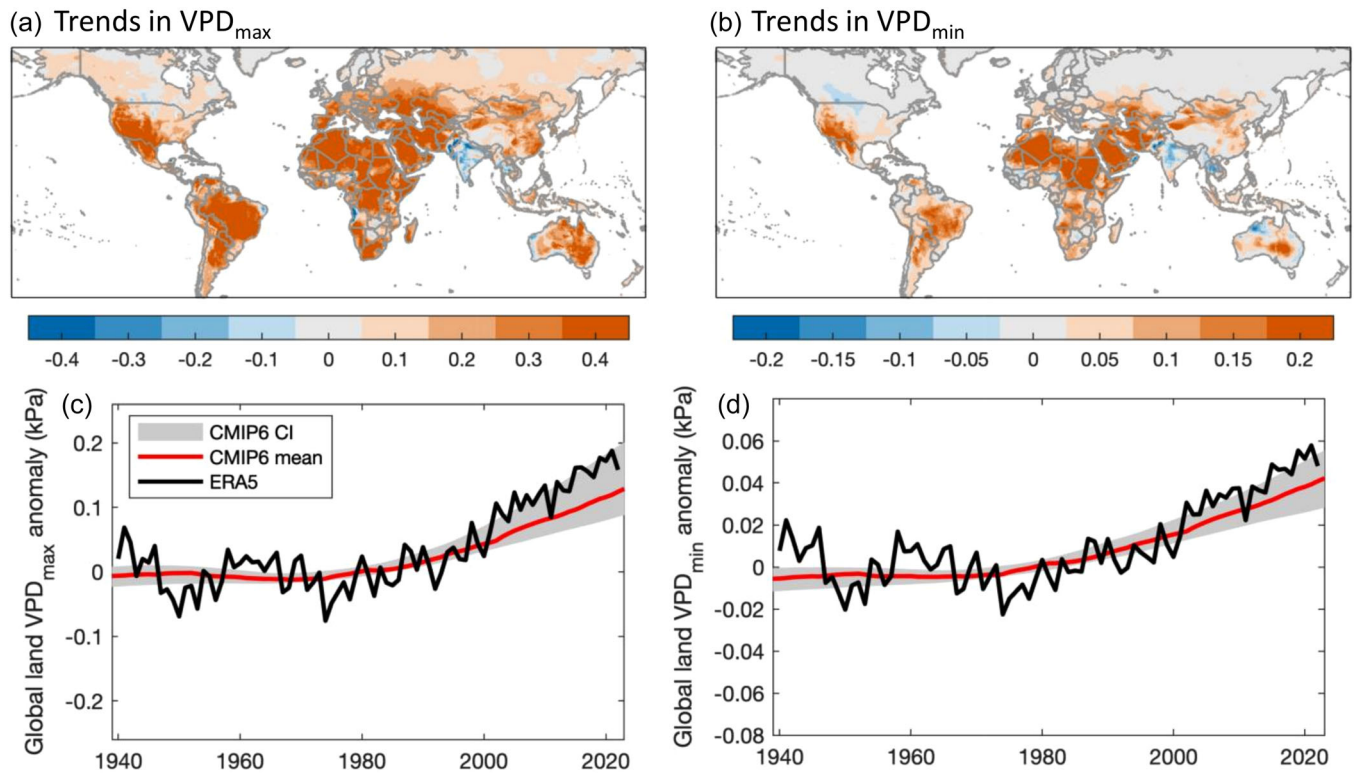


FIGURE 1 Global trends in historic vapour pressure deficit (VPD). The top panels show the total trend in daily maximum (a) and minimum (b) VPD from 1940 to 2022, determined from ERA5 reanalysis data (Hersbach et al., 2020). Shading indicates the linear magnitude of the VPD increase (in kPa) over the 43-year period. Bottom panels show anomalies in the area-weighted ERA5 global land surface time series for maximum VPD (c) and minimum VPD (d) relative to the 1951–2000 time periods (black line). Also shown in (c) and (d) are the ensemble average min and max VPD (presented as 31-year moving averages) from 20 models participating in the World Climate Research Programme Coupled Model Intercomparison Project Phase 6 (CMIP6 [Eyring et al., 2016]), using historical (1850–2014) and moderate emissions (SSP245, 2015–2099) scenarios. The grey shading brackets the 10th and 90th percentile averages. More details on methodology appear in the Supporting Information S1. [Color figure can be viewed at wileyonlinelibrary.com]

VPD trends). Next, we focus our attention on community and ecosystem scale responses to rising VPD (Section 3), including the potential for long-term shifts in community composition, carbon-cycle responses to the land-atmosphere feedbacks that couple soil water and VPD, and the underappreciated role by which thermodynamic processes determine vertical and horizontal VPD variability within and above vegetated canopies. Finally, Section 4 reviews the largely deleterious consequences of rising VPD for a range of managed systems and offers a set of recommendations to better prepare resource managers for a higher-VPD world. Key points from each of these sections are summarised in Boxes 1, 2 and 3.

2 | IMPACTS OF RISING VPD ON INDIVIDUAL PLANTS

2.1 | Leaf-scale impacts of rising VPD on gas exchange

When VPD is relatively high, the atmosphere is more desiccating, and stomata tend to close (at least at steady state, Buckley, 2016;

Grossiord et al., 2020). The process happens within minutes (Buckley et al., 2011), and while the exact sensing mechanisms remain an active area of research, they seem to involve the differential impacts on leaf epidermal versus guard cells mediated by hormonal signals (Fu et al., 2022; McAdam & Brodrribb, 2015). Notwithstanding some mechanistic uncertainty, the emergent pattern is well-established. Stomatal conductance (g_s) declines as VPD rises (Figure 2a), with abundant empirical evidence at leaf-to-global scales across a broad spectrum of plant functional types (Denham et al., 2021; Flo et al., 2022; Kimm et al., 2020; Meinzer, 1982; Novick et al., 2016; Oren et al., 1999; Roby et al., 2020; Urban et al., 2017). This dependence of g_s on VPD has also been incorporated into most empirical and phenomenological models of g_s (Ball et al., 1987; Cowan & Farquhar, 1977; Katul et al., 2009; Leuning, 1995; Medlyn et al., 2011, 2012, Sperry et al., 2017).

Reductions in g_s reduce transpiration (T) relative to a constant g_s scenario (Oren et al., 1999; Sperry et al., 2016). As a result, in natural settings, the relationship between T and VPD is typically parabolic (Figure 2b) with increasing T at low VPD, a progressive saturation as VPD rises and stomata close more fully, and an eventual decline in T as drying soils compound the VPD limitations to g_s (Poyatos et al., 2007).

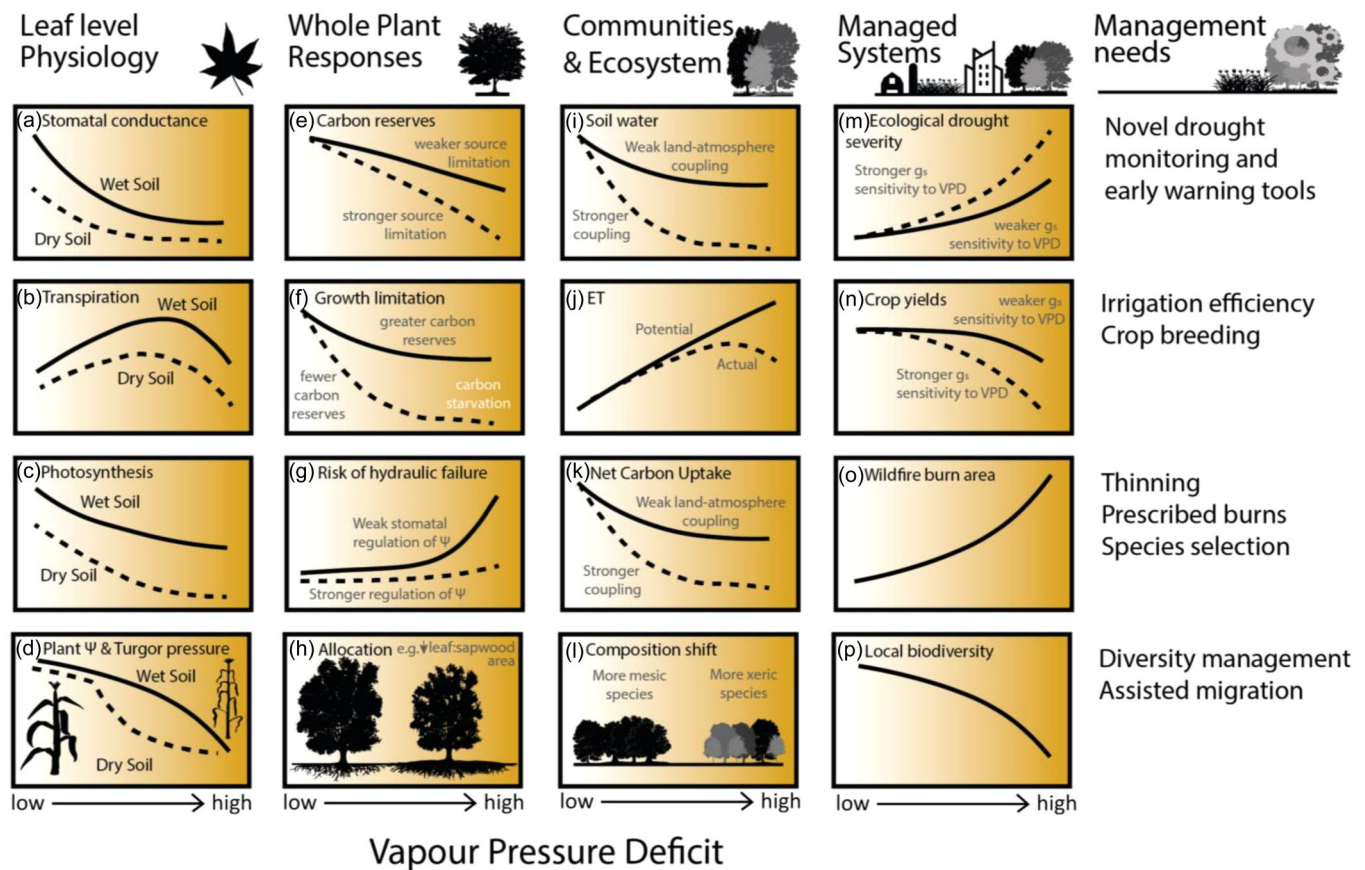


FIGURE 2 A conceptual illustration of the impacts of rising vapour pressure deficit for processes occurring at the scale of individual plant leaves (a–d), whole plants (e–h), entire ecosystems (i–l) and a range of managed systems (m–p). Key management opportunities are highlighted to the right. [Color figure can be viewed at [wileyonlinelibrary.com](https://onlinelibrary.wiley.com/doi/10.1111/pce.14846)]

While lower g_s is beneficial for plant water status, it comes with the consequence of reduced photosynthesis (A, Figure 2c). Because the relationship between A and g_s is saturating (Farquhar & Sharkey, 1982; Yi et al., 2019), reductions in A are initially less dramatic than reductions in g_s . However, this may not be true at higher VPD, when the relationship between g_s and A is complicated by changes in mesophyll conductance and leaf biochemistry (Drake et al., 2017; Flexas & Medrano, 2002; Yang et al., 2019; Zhou et al., 2013).

The precise sensitivity of g_s to VPD varies across species (Flo et al., 2022; Meinzer et al., 2013). Plants that have evolved to thrive in high humidity conditions are often not well adapted to prolonged periods of high VPD and may experience greater reductions in gas exchange (Schönbeck, Grossiord, et al., 2022). Interspecific variability in stomatal sensitivity to VPD also likely depends on plant hydraulic traits, since one of the consequences of reduced g_s is a reduced risk of negative excursions in plant water potential (Ψ) that can promote xylem embolism and failure of the hydraulic transport system. Higher stomatal sensitivity to VPD occurs in species with lower resistance to xylem embolism, higher xylem hydraulic conductivity, less allocation to sapwood relative to leaves and greater rooting depth (Flo et al., 2022)—a cohort of traits that corresponds with the ‘fast’ plant resource use strategy (*sensu* Reich, 2014). Plant height also matters. Darcy’s law predicts that rising VPD will reduce g_s to a greater extent

in taller trees due to the more negative leaf Ψ of taller trees necessary to overcome larger gravitational head losses (McDowell & Allen, 2015). This prediction has been confirmed empirically (Flo et al., 2021; Koch et al., 2004), particularly for sun-exposed leaves (Fernández-De-Uña et al., 2023).

Generalisable frameworks describing the linkages between stomatal sensitivity and overall plant water use strategies (or vice versa) are an important research area (Kannenberget al., 2022). Stomatal regulation of Ψ is the basis of the popular ‘isohydricity’ framework, which categorises plants based on the stationarity of plant Ψ as drought evolves. The link between Ψ regulation and g_s is critical but complex; it depends in part on whole-plant hydraulics (Martínez-Vilalta & García-Fórner, 2017; Meinzer et al., 2016) and the subtleties of this relationship need to be considered (Feng et al., 2019; Guo et al., 2020). For example, from the classic drought-response strategies characterised by Levitt (1980): drought tolerance (i.e., the ability to endure low water potentials in plant tissues), water spender (i.e., drought avoidance by securing access to soil water resources) and water saver (i.e., drought avoidance by maximising water conservation, including stomatal closure), only the latter strategy would be expected to involve high stomatal sensitivities to VPD, and even then the effects of soil water availability and atmospheric drought on stomatal sensitivity are typically mingled.

BOX 1: Summary of the impacts of rising VPD on individual plants

Leaf-level gas exchange: Rising VPD reduces stomatal conductance, which usually reduces photosynthesis and limits transpiration. While these responses depend strongly on species and traits, greater stomatal sensitivity to VPD is expected for moist-adapted plants, taller trees and plants with a 'fast' resource use strategy.

Plant growth: Rising VPD limits plant growth by reducing the supply of carbon from photosynthesis (source-limitation) and by lowering internal turgor pressure which inhibits cell division and expansion (sink-limitation). Especially over short-time scales, low plant turgor can decouple carbon assimilation and growth. Disentangling the influence of soil water and VPD on plant growth is a major research need.

Plant survival: There is clear evidence that rising VPD is increasing plant mortality via mechanisms that include irreversible dehydration through hydraulic failure and carbon starvation. VPD-driven mortality is likely greater for taller trees. Isolating the effects of VPD from those attributable to soil drought and high temperatures remains challenging.

Connections with rising CO₂ and temperature: While the effects of rising CO₂ can mitigate or exacerbate VPD impacts, evidence suggests that the negative impacts of VPD frequently overwhelm the positive impacts of CO₂. Disentangling the impact of rising temperature from rising VPD is challenging, and more experiments that independently modify one or the other are necessary.

Plant-level adaptation and acclimation under rising VPD: Over long time scales, elevated VPD triggers an acclimation response characterised by increased rooting depth to increase water supply and/or a decrease in leaf area to reduce the water demand. It also exerts direct effects on plant reproductive development. We have much to learn about the timescales and variability in these responses across taxa and their interactions with plant traits.

BOX 2: Summary of the community and ecosystem-scale impacts of rising VPD

Shifts in community composition and plant interactions: Elevated VPD impacts both mortality patterns and post-mortality recruitment in ways that will likely change community composition, including shifts toward shorter broadleaf species in forests and toward C₄ species in grasslands. There is an urgent need to understand how increased VPD will affect the underlying mechanisms of competition, facilitation and complementarity between neighbouring species.

Land-atmosphere interactions and carbon cycling: Soil water and VPD are strongly coupled by land-atmosphere feedbacks driven by evapotranspiration, and mediated by plant characteristics like rooting depth and stomatal traits. The interplay between soil water and VPD is a predominant control on terrestrial carbon cycling, with VPD exerting an outsized influence in mesic systems. Disentangling the impacts of soil water and VPD on carbon uptake is an ongoing research challenge that would benefit from novel observation and modelling tools.

Within-site variability in VPD: Vertical and horizontal gradients of VPD within ecosystems are ubiquitous and depend on vegetation structure and microtopography. The VPD of the air (VPD_{air}) is frequently much lower than the leaf-to-air vapour pressure difference (VPD_{diff,leaf-air}), which is more relevant to plant function. Using VPD_{air} in place of VPD_{diff,leaf-air} biases estimates of stomatal sensitivity to VPD.

2.2 | Impacts of rising VPD on plant growth

Increasing VPD decreases plant growth across much of the land surface (Dannenberg et al., 2020; Ding et al., 2018; Restaino et al., 2016; Park Williams et al., 2013)—an effect that has intensified over the past century (Babst et al., 2019). Reduced g_s under elevated VPD is one responsible mechanism, as it limits the supply of carbon needed for the synthesis of new tissue ('source limitation', Figure 2e). Elevated VPD can also lower plant water potentials, inhibiting the production of new cells in meristematic

tissues. Specifically, for cell division to occur, cambial cells must approximately double in size (Cabon et al., 2020). This condition requires turgor pressure to exceed a certain threshold (Lockhart, 1965; Pallardy, 2010) which can not be reached when Ψ is low. Consequently, most growth (at least in tree stems) occurs during nocturnal periods when VPD is <0.4 kPa and plant Ψ is at its highest (Tumajer et al., 2022; Zweifel et al., 2021). By elevating transpiration, high VPD lowers plant Ψ (Figure 2d), resulting in a 'sink limitation' to growth via reduced turgor (Cabon et al., 2022; Körner, 2015; Muller et al., 2011; Peters et al., 2021). This mechanism is particularly relevant for plants whose stomata do not fully close at night, as rising VPD can increase nocturnal transpiration and decrease nocturnal Ψ . However, elevated daytime VPD can also drive a sink limitation by increasing the time that it takes for plant Ψ to equilibrate with soil Ψ at night (Bucci et al., 2004) and by increasing the rate of soil drying (see Section 3.2). The clear global increases in nocturnal VPD (Figure 1) certainly motivate future work to uncover how mechanistic links between VPD and growth manifest over seasonal to decadal time scales.

BOX 3: Summary of the resource management implications of rising VPD

Drought monitoring and water resources. Elevated VPD exacerbates drought conditions and is a major factor driving the likelihood of flash droughts. The importance of VPD for drought evolution is not well captured by most popular drought monitoring tools which treat plants as null or static participants in the hydrological cycle. Rising VPD is also likely to increase evapotranspiration in ways that reduce runoff and downstream water availability, necessitating more flexible approaches to water resource management.

Implications for crop yields. Elevated VPD is driving yield penalties in major agricultural hotspots across the globe, affecting a variety of staple crops that feed billions of humans. Breeding VPD-resilient cultivars and optimising irrigation scheduling are promising avenues to mitigate the impacts of rising VPD in croplands. Breeding improvements that target traits related to rooting depth, reproduction and nitrogen fixation may also be necessary.

Implications for wildfire: By accelerating the drying of live and dead fuels, rising VPD is increasing wildfire burn area across the world, though local effects are mediated by vegetation properties, including rooting depth and hydraulic traits. The relationship between VPD and wildfire reflects the coupling between VPD, soil water and temperature and care should be taken not to attribute an increase in wildfire damage to a single variable. Management approaches to reduce VPD-driven wildfire impacts include thinning and prescribed fire (to reduce fuel loads) and continued development of early drought warning systems.

Adaptive management for resilient natural systems. VPD effects are not yet incorporated into most long-term ecosystem management plans. Management for more biodiverse plant communities and for individual species that are better adapted to warmer and drier climates are likely to confer resilience to rising VPD. Approaches like thinning and genetic improvements for trees may have benefits in some systems, but a cross-disciplinary and multisector approach is needed to develop robust management plans.

When rising VPD reduces photosynthesis, a source limitation to growth is likely to co-occur with the sink limitation. When stored carbohydrates are sufficient, growth can be relatively unaffected if photosynthesis is limited (Figure 2f), provided that there are periods (e.g., at night) during which plant turgor is sufficient for cell division and expansion (Dietze et al., 2014; Martínez-Vilalta et al., 2016). This is particularly true in the tropics and other mesic ecosystems, where

elevated VPD may reduce photosynthesis but does not always cause growth reductions (Herguido et al., 2016; Rowland et al., 2015) because growth is maintained through carbohydrate reallocation (Doughty et al., 2015). However, if photosynthetic reductions from elevated VPD are prolonged, stored carbohydrates will be depleted, and their buffering capacity for growth will be diminished (Figure 2f). This helps to explain why land surface models can accurately simulate growth at large scales using only source-driven constraints with no representation of sink limitations (Bonan, 2008; Cabon et al., 2022; Fatichi et al., 2019; Field et al., 1998).

Finally, it is important to recognise that reductions in soil water, which frequently co-occur with periods of elevated VPD (see additional discussion in Section 3), have the potential to exacerbate both source and sink limitations. Measurements of tree stem growth at a high temporal resolution (e.g., from automated dendrometry, Salomón et al., 2022) over which soil water and VPD are less coupled are important for disentangling the growth consequences of these two drivers.

2.3 | Impacts of rising VPD on plant survival

There is clear evidence linking increased VPD with plant mortality (Adams et al., 2009; Breshears et al., 2013; Hammond et al., 2022; Park Williams et al., 2013), coupled with strong theoretical arguments to expect higher VPD to increase mortality due to both hydraulic failure and carbon starvation (Mcdowell et al., 2022). Hydraulic failure, ultimately leading to irreversible cellular dehydration due to severe loss of hydraulic conductance (Choat et al., 2018), occurs because of greater xylem tension (e.g., lower xylem Ψ) which can be promoted directly by VPD-driven increases in transpiration, and indirectly through evaporative drying of the soil surface. While stomatal closure can reduce the risk of hydraulic failure (Oren et al., 1999; Sperry et al., 2016, Figure 2g), it comes with the consequence of reduced crown-level photosynthesis. Reduced photosynthesis promotes carbon starvation—the process by which limited carbohydrate availability impacts hydraulic, defensive and metabolic mechanisms that prevent mortality (Figure 2f), and which may be further exacerbated by the loss of canopy leaves under drought (Poyatos et al., 2013).

The mechanisms that govern the interaction between hydraulic failure and carbon starvation are complex and depend on many traits and their covariation (Choat et al., 2018), which challenges our understanding of which plant species are most vulnerable to VPD-driven increases in mortality. For example, increasing vulnerability to xylem embolism may be associated with deeper roots, allowing a plant to avoid severe hydraulic failure despite having vulnerable xylem (Benson et al., 2022; Chitra-Tarak et al., 2021; Matheny et al., 2017). Moreover, because soil water and VPD are strongly coupled over the seasonal and annual timescales over which plants die, disentangling the relative influence of each on plant survival is difficult. Some emerging evidence suggests the possibility of substantial VPD-induced embolism occurring in both seedlings and

mature trees under conditions of abundant soil moisture (Bauman et al., 2022; Schönbeck, Schuler, et al., 2022; Wagner et al., 2022). Likewise, across tropical sites characterised by nonlimiting soil water, natural gradients in VPD drive variation in a wide range of plant responses and traits, including those that govern mortality risk (Binks et al., 2023). Nonetheless, manipulative or 'natural' experiments that alter VPD but not soil water remain scarce (but see Figure 3). Hydraulic modelling frameworks are also useful tools for predicting the risk of mortality in response to both drying soil and rising VPD (Mencuccini et al., 2019; Trugman et al., 2021), and for characterising the theoretical underpinnings of an emergent tendency for large trees to die more readily during droughts (Fernández-De-Uña et al., 2023; McDowell & Allen, 2015). However, while hydraulic modelling schemes are abundant, evaluating them requires concerted efforts to aggregate accessible and representative data on plant Ψ and other hydraulic variables (Novick et al., 2022).

Interactions with forest pests and pathogens will likely play an important role in determining tree survival under higher VPD. Because larger trees could have lower defensive capacity during droughts due to size-related hydraulic constraints, they may also be more vulnerable to pests and pathogens (Fernández-De-Uña et al., 2023; McDowell, 2011) which are more likely to attack stressed trees (Ayres & Lombardero, 2000; Raffa et al., 2008). Consequently, VPD-driven reductions to water status and carbon supply increase the risk of pest- and pathogen-driven mortality. Finally, mortality also depends on plant traits that regulate leaf temperature. Some species may fail to close stomata at high temperatures, presumably to avoid lethal overheating (Marchin et al., 2022), which can increase survival

of some species during extreme drought even at the expense of higher water loss (García-Forner et al., 2016). Even if stomata are fully closed, water losses from leaves can still increase due to cuticular conductance (e.g., water loss through nonstomatal pores, Duursma et al., 2019). While this behaviour may also prevent overheating (Aparecido et al., 2020), it can exacerbate and extend desiccation, which should increase the risk of hydraulic failure and irreversible dehydration (Blackman et al., 2016). Therefore, high cuticular conductance under elevated temperature could be an important mechanism underlying hydraulic failure under high VPD (Cochard et al., 2021).

2.4 | Confounding effects from rising CO₂ and temperature

Through direct and indirect mechanisms, concurrent increases in both temperature and CO₂ have the potential to mitigate, exacerbate and/or obscure the impacts of increasing VPD. Alone, rising CO₂ is associated with a mild degree of stomatal closure (Ainsworth & Rogers, 2007; Medlyn et al., 2001) and/or decreases in stomatal density and aperture (Lammertsma et al., 2011). Stomatal closure under rising CO₂ is a widely accepted mechanism for observed increases in plant water use efficiency (Lavergne et al., 2019; Poorter et al., 2022), though emerging evidence suggests that VPD-driven reductions in g_s can complicate the interpretation of water use efficiency trends (Zhang et al., 2019; Grossiord et al., 2020; Li et al., 2023; Ruffault et al., 2022). Rising CO₂ also tends to increase the



FIGURE 3 The VPDrought experiment—located near Valais, Switzerland—is the world's first atmospheric humidity and soil moisture manipulative experiment in a mature natural forest. It combines air humidity (and thus vapour pressure deficit) manipulation using a humidification system in the canopy of adult trees with soil water manipulation using a below-canopy throughfall exclusion system. Photo Credits: M. Schaub. <https://www.wsl.ch/vpdrought>. [Color figure can be viewed at [wileyonlinelibrary.com](https://onlinelibrary.wiley.com/terms-and-conditions)]

temperature optimum of photosynthesis (Long, 1991), potentially mitigating the influence of heat stress during high VPD. On the other hand, rising CO₂ may promote greater leaf area (Walker et al., 2021) which can predispose trees to hydraulic failure during drought (Jump et al., 2017) and increase transpiration and interception evaporation in ways that reduce soil moisture and exacerbate VPD effects. Finally, rising CO₂ also alters allocation to carbon belowground (Walker et al., 2021) that can mitigate rising VPD impacts and reduce hydraulic vulnerability to embolism (Domec et al., 2010). Regardless of these various positive and negative responses to CO₂, the rise in mortality witnessed globally over the last few decades (Bauman et al., 2022; Hartmann et al., 2022; Mcdowell et al., 2018; van Mantgem et al., 2009) occurred while both CO₂ and VPD were rising, suggesting that increased CO₂ has not been able to completely offset the impact of increased VPD and drought.

The close relation between VPD and temperature makes it challenging to separate the effects of high VPD and high temperature on plant function. However, doing so is critical, because temperature affects plants through a broad array of direct mechanisms that operate independently of VPD, including (a) enzyme kinetics relevant for photosynthesis (Farquhar et al., 1980) and respiration (Atkin & Tjoelker, 2003); (b) diffusion rates that determine mesophyll conductance (von Caemmerer & Evans, 2015); (c) phenological cues (Kramer et al., 2000); (d) physiological structure of membranes (Gounaris et al., 1984); (e) adjustments to g_s , to facilitate evaporative cooling (Day, 2000; Urban et al., 2017) and (f) temperature-driven changes in the viscosity of water flowing through plants (Roderick & Berry, 2001). More indirectly, higher temperatures also tend to increase the rates of insect reproduction and survival (Ayres & Lombardero, 2000), further increasing the risk of attacks and outbreaks on trees which may already be experiencing novel levels of environmental stress.

Despite different mechanisms, high VPD and high temperature often appear to have qualitatively similar downstream effects on plant function—they both exacerbate reductions in photosynthesis (Dannenberget al., 2022) and growth (Park Williams et al., 2013) under drought. However, the correlation between temperature and VPD may confound these results. For example, a recent study suggested that the independent effects of VPD and temperature on Northern Hemisphere GPP counteract, with VPD having a positive or neutral effect on GPP in humid areas (Zhong et al., 2023), while having a negative effect in more arid zones (Zhong et al., 2023). The tendency for VPD effects to overwhelm temperature effects in arid landscapes is consistent with Eamus et al. (2013), which used models to show that the combination of drought and increased VPD in an open woodland can be more deleterious to productivity and transpiration than the combination of drought and high temperature. Overall, we still have much to learn about the independent and interactive effects of VPD and temperature, and only a few studies have manipulated temperature and VPD independently of each other, usually for short periods of time (Barron-Gafford et al., 2007; Day, 2000; Schönbeck, Schuler, et al., 2022). More experiments are

needed that isolate the impacts of temperature and VPD (e.g., Figure 3), and for longer periods of time.

2.5 | The potential for plant-level acclimation and adaptation to rising VPD

Both atmospheric and soil water deficits can drive acclimation in plant functional traits, along with shifts in allocation to above versus belowground biomass and to growth versus nonstructural carbon pools (Escudero et al., 2017; Ramírez-Valiente et al., 2017; Rosas et al., 2019). A recent meta-analysis on 112 species and 56 traits revealed that the long-term effects of VPD are wide-ranging, impacting plant water use, mineral nutrition, development, metabolism, growth and reproductive success (López et al., 2021). These effects were systemic, impacting traits across scales ranging from the cell/tissue to the organismal level. In general, the responses coalesced toward an 'anticipatory' response strategy favoring processes leading to reduced leaf area and height coupled with increased water acquisition through deeper roots. These responses support Darcy's law, which predicts that warmer and drier climates would favour the survival of vegetation that is shorter and equipped with a smaller evaporative surface (McDowell & Allen, 2015). Indeed, adjustments to leaf area and in the ratio of leaf-to-sapwood area ($A_L:A_S$), have been an extensively documented consequence of shifting water availability (Anderegg et al., 2022; Baldocchi & Xu, 2007; Kerr et al., 2022; Martínez-Vilalta et al., 2009; Piñol & Sala, 2000; Rosas et al., 2019). While changes in traits like $A_L:A_S$ are likely a combined effect of VPD and soil water availability, at least one modelling study demonstrated that decreases in $A_L:A_S$ could be explained exclusively by differences in VPD (Trugman et al., 2019). Similarly, Watson et al. (2023) used a novel, in-situ VPD manipulation experiment to demonstrate that a grass species experienced reduced leaf area and an increased root:shoot ratio only when soil drought was combined with elevated VPD.

While the results from these studies are converging and seemingly generalisable, much more remains to be uncovered about how plants respond to rising VPD in the long term (Rowland et al., 2023). The timescale and speed of acclimation to elevated VPD are poorly understood, and the extent of plasticity within species and the potential for intergenerational adaptation through epigenetics (Tricker et al., 2013) or genetic changes (Tamang et al., 2022) require further investigation. Rising VPD during reproductive phenology may also negatively impact anther opening (Bianchini & Pacini, 1996), pollen viability (Fonseca & Westgate, 2005) and female reproductive development (e.g., silk elongation rate, Turc et al., 2016), with important but incompletely understood consequences for reproduction and agricultural crop yields. Finally, elevated VPD has been recently shown to lead to higher N fixation (Monnens et al., 2023), at least over short timescales. This result is consistent with the meta-analysis of López et al. (2021), which showed that higher VPD triggers increased N accumulation in leaves. Thus, rising VPD may

have an important but underappreciated role in governing global nitrogen cycling.

3 | COMMUNITY- AND ECOSYSTEM-SCALE IMPACTS OF RISING VPD

3.1 | VPD-driven shifts in community composition and plant interactions

Community composition is a function of plant demography and species interactions. Because demographic parameters manifest over years to centuries, it is difficult to conduct experiments to tease apart the role of VPD versus soil water (among other drivers) on shifts in community composition. Most observational evidence for compositional changes driven specifically by VPD come from experimental studies in grasslands. In one case, functional group composition shifted toward C_4 grass species (Wang & Wen, 2022), similar to past studies on soil drying (e.g., Taylor et al., 2014). Other work suggests that some herbaceous species may respond strongly to atmospheric drying while others respond more strongly to soil drying (Huynh et al., 2024).

In forests, the role of VPD in driving composition shifts can be informed by observed responses to naturally occurring drought coupled with theoretical inference. In general, compositional shifts are influenced by the severity, spread and frequency of disturbance events and the presence of surviving vegetation to provide seed sources, both of which are driven in part by VPD extremes (Breshears et al., 2013; McDowell et al., 2023). Drought can cause changes in forest community composition when mortality of pre-existing species is followed by recruitment of different species (Batllori et al., 2020; Martínez-Vilalta et al., 2016; Mitchell et al., 2014), especially when aridity and/or heat are elevated postdisturbance (Enriquez-de-Salamanca, 2022; Miller et al., 2021; Serra-Diaz et al., 2018; Talucci et al., 2019). Indeed, theoretical work suggests that compositional shifts are required to avoid future VPD stress in many forested ecosystems (Quetin et al., 2023). However, shifts toward more drought-tolerant species compositions are occurring at a much slower rate than required by the rate of increasing VPD, despite a sufficient seed reservoir of drought-tolerant species in most places (Quetin et al., 2023; Trugman et al., 2020). Given the mismatch between the timescales at which VPD is rising (e.g., decadal, see Figure 1) and the timescale of tree range shifts (e.g., centuries), strong VPD increases have the potential to drive substantial forest loss in addition to composition changes.

VPD impacts on community changes are also likely in non-disturbed systems. If rising VPD preferentially kills plants with certain traits, such as taller species (Bennett et al., 2015; Giardina et al., 2018; McDowell & Allen, 2015), those with shallower roots (Feng et al., 2023), or those with greater vulnerability to hydraulic failure (Quetin et al., 2023), it could lead to a slow persistent shift in the community composition, such as a transition from taller needleleaf species to shorter broadleaf species (Batllori et al., 2020; McDowell

& Allen, 2015). Long term observational studies in intact forests have indeed observed transitions to species more tolerant of dry conditions (Esquivel-Muelbert et al., 2019).

Finally, we have a very limited understanding of how rising VPD will affect species interactions, especially competition (e.g., altered competitive hierarchies), facilitation (e.g., microclimate effects) and complementarity (e.g., partitioning of soil water sources). Existing evidence suggests that reduced VPD in higher diversity and higher biomass communities improves establishment of woody seedlings into grasslands (Wright et al., 2014, 2015). Vegetation has the capacity to promote substantial small-scale (e.g., microclimate) modifications to VPD (see extended discussion in Section 3.3), which can influence sapling recruitment (Hoecker et al., 2020) and affect patterns of both facilitation and competition, sometimes differentially. For example, a focal species was facilitated by neighbours in high VPD microclimates but limited by competition from neighbours in low VPD microclimates (Aguirre et al., 2021). These considerations are especially relevant in drylands, where microclimate gradients are often strong (Butterfield et al., 2016) and where vegetation 'nurse' effects may alleviate high VPD conditions (Anthelme & Michalet, 2009; Wright et al., 2014). In these landscapes, VPD-induced shifts in rooting depth of one species could affect soil water resources for the entire community.

3.2 | Land-atmosphere interactions governing soil water and VPD coupling and ecosystem carbon cycling

The dynamics of soil water and VPD are connected through two-way land-atmosphere interactions mediated by surface energy partitioning to ET (Zhou, Williams, et al., 2019; Zhou, Zhang, et al., 2019). Initially, increasing VPD leads to soil drying by enhancing ET (Or et al., 2013), though stomatal closure under higher VPD mediates the pace at which ET rises (see Section 2.1, Massmann et al., 2019). Thereafter, low soil water content begins to reduce ET by limiting water supply and inducing additional stomatal closure beyond that already imposed by higher VPD. As ET declines, more available surface energy is partitioned to sensible heat flux, which increases air temperature, further elevating VPD (Gentine et al., 2016). Consequently, soil water content and VPD are strongly coupled, especially at weekly to annual timescales (Lin et al., 2018; Liu, Gudmundsson, et al., 2020; Novick et al., 2016) and in semi-arid regions where soil moisture strongly regulates ET (Koster et al., 2004; Seneviratne et al., 2010). However, within a given climate regime, vegetation cover and structure play an important role in determining the extent to which soil water and VPD dynamics are coordinated. Root access to deep soil moisture, groundwater and rock water (Giardina et al., 2018; McCormick et al., 2021) can reduce the magnitude of the soil moisture-VPD coupling and buffer the influence of heatwaves (Mu et al., 2021). Differences in stomatal sensitivity between forests and grasslands also permit the former to more conservatively regulate ET during heatwaves in ways that delay soil drying (Teuling et al., 2010).

The plant-mediated coupling between soil water and VPD has important consequences for terrestrial carbon cycling. Decades ago, it was recognised that annual to decadal variability in terrestrial net primary productivity is negatively correlated with atmospheric temperature, though at the time, the underlying mechanisms were elusive (Keeling et al., 1989; Keeling et al., 1995). Since then, increasingly long satellite and observational records combined with advances in earth-system modelling have helped fill this mechanistic knowledge gap (Piao et al., 2020). Experiments like the Global Land-Atmosphere Coupling Experiment (Koster et al., 2004; Seneviratne et al., 2013) established that the coupling between soil water and VPD tends to increase the occurrence of concurrent hot and dry extremes (Dirmeyer et al., 2021) and promote far more extreme excursions in VPD than would occur otherwise (Zhou, Williams, et al., 2019). As a result, much of the correlation between terrestrial net productivity and temperature can be attributed to temperature's impact on VPD and associated soil moisture feedbacks. These interactions explain the strength of the observed relationships between the atmospheric CO₂ growth rate and both soil moisture and temperature (Green et al., 2019; Humphrey et al., 2021). We also now understand that the sensitivity of global net productivity to drought and VPD has increased over the past 50 years (Liu et al., 2023; Wang et al., 2014)—a trend likely to continue in the decades ahead (Hsu & Dirmeyer, 2023; Zhou, Zhang, et al., 2019).

Looking forward, the relative importance of soil water and VPD in driving ecosystem carbon uptake is likely to change. While rising VPD is a global phenomenon, future changes in soil moisture will likely be more heterogeneous (Novick et al., 2016). Thus, the nature of the coupling between soil water and VPD is nonstationary (Humphrey et al., 2021), and resolving the independent contributions of each to ecosystem function is paramount. Historically, this has been hard to do, especially in observational settings. While experimental manipulation of soil water is relatively straightforward, only recently have tools emerged for experimental manipulation of VPD in situ (Watson et al., 2023, and see Figure 3). Some progress has been made by leveraging high-frequency (e.g., hourly) measurements of ecosystem carbon and water fluxes from flux tower networks or sap flux (Flo et al., 2022; Fu et al., 2022; Novick et al., 2016), which are collected at timescales over which VPD and soil water are largely uncoupled, permitting the role of each to be empirically isolated. These methods have also been extended to remote-sensing data sets reporting on proxies for carbon and water fluxes at continental scales (Fu et al., 2022; Liu, Gudmundsson, et al., 2020). Taken together, these studies report contradictory conclusions regarding the relative amplitude and impact of soil moisture and VPD, leading to much debate about which is the dominant control on plant function during drought (Fu et al., 2022; Kimm et al., 2020; Liu, Gudmundsson, et al., 2020; Novick et al., 2016; Rigden et al., 2020; Sulman et al., 2016). In reality, both matter and their relative contributions will reflect background climate conditions and the unique combinations of plant traits at a given site (e.g., Lowman et al., 2023). Refining model schemes to capture these patterns with fidelity remains an evergreen research challenge.

Finally, much of our understanding of soil water-VPD coupling at global scales relies on soil moisture products that are largely model-derived (Liu, Gudmundsson, et al., 2020; Zhou, Williams, et al., 2019). These models have several sources of error, including (a) a lack of representation of plant access to groundwater and rock moisture, (b) a lack of accounting for plant hydraulics, which results in models underestimating the impact of VPD (Liu, Kumar, et al., 2020), (c) inadequate representation of water stress response traits within plant functional types (Kannenberg et al., 2022; Liu et al., 2021) and (d) uncertainty in the relationship between soil moisture and soil water potential, noting that the latter is the more relevant driver of plant function (Novick et al., 2022). Likewise, estimates of VPD across the globe contain many of the structural uncertainties associated with station observations that have been widely documented for temperature and, to a lesser degree, for humidity observations (Harris et al., 2020; Willett et al., 2014). Modern reanalyses, such as ERA5, provide an alternative and dynamically consistent approach for estimating VPD globally, though they have known problems associated with changes in data assimilation through time (Bell et al., 2021). Addressing these model and data limitations is necessary to fully understand the effect of VPD at large scales, where surface processes influencing VPD could also act nonlocally, through advection and by changing overlying atmospheric flows and cloudiness.

3.3 | Within-site variability in VPD and associated uncertainties

Above bare soil and in the vertical airspace above short plant canopies, temperature decreases logarithmically with vertical elevation (Monin & Obukhov, 1954). However, in the space between the soil surface and the uppermost canopy leaves, radiation attenuation suppresses temperature, which can lower VPD. As a result, VPD tends to increase with vertical position within vegetative canopies, and especially in dense forests (Barker & Booth, 1996; Gentine et al., 2019; Vinod et al., 2023, but see Johnston et al., 2022, for evidence of an opposite trend in open-canopy forests). Horizontal variability in VPD within a forest canopy can also be pronounced, especially in heterogeneous ecosystems. Midday VPD is usually higher in more open areas and in canopy gaps (Davies-Colley et al., 2000; Thom et al., 2020; Williamson et al., 2020), with VPD edge effects extending for tens of metres (Davies-Colley et al., 2000). Within grassland canopies, VPD can vary strongly over very small distances (<1 m) and depends on aboveground standing biomass, composition and species diversity (Wright et al., 2014, 2021). Lower elevation, terrain concavity and slope aspects facing away from the equator have also been associated with lower VPD (Bilir et al., 2021; Jucker et al., 2018). Thus, uniformity of VPD within an ecosystem should not be assumed (Figure 4a).

Another important consideration is the gradient between the leaf-to-air vapour pressure difference (hereafter $VPD_{\text{leaf-air}}$) and the VPD_{air} . $VPD_{\text{leaf-air}}$ represents the difference between the saturation

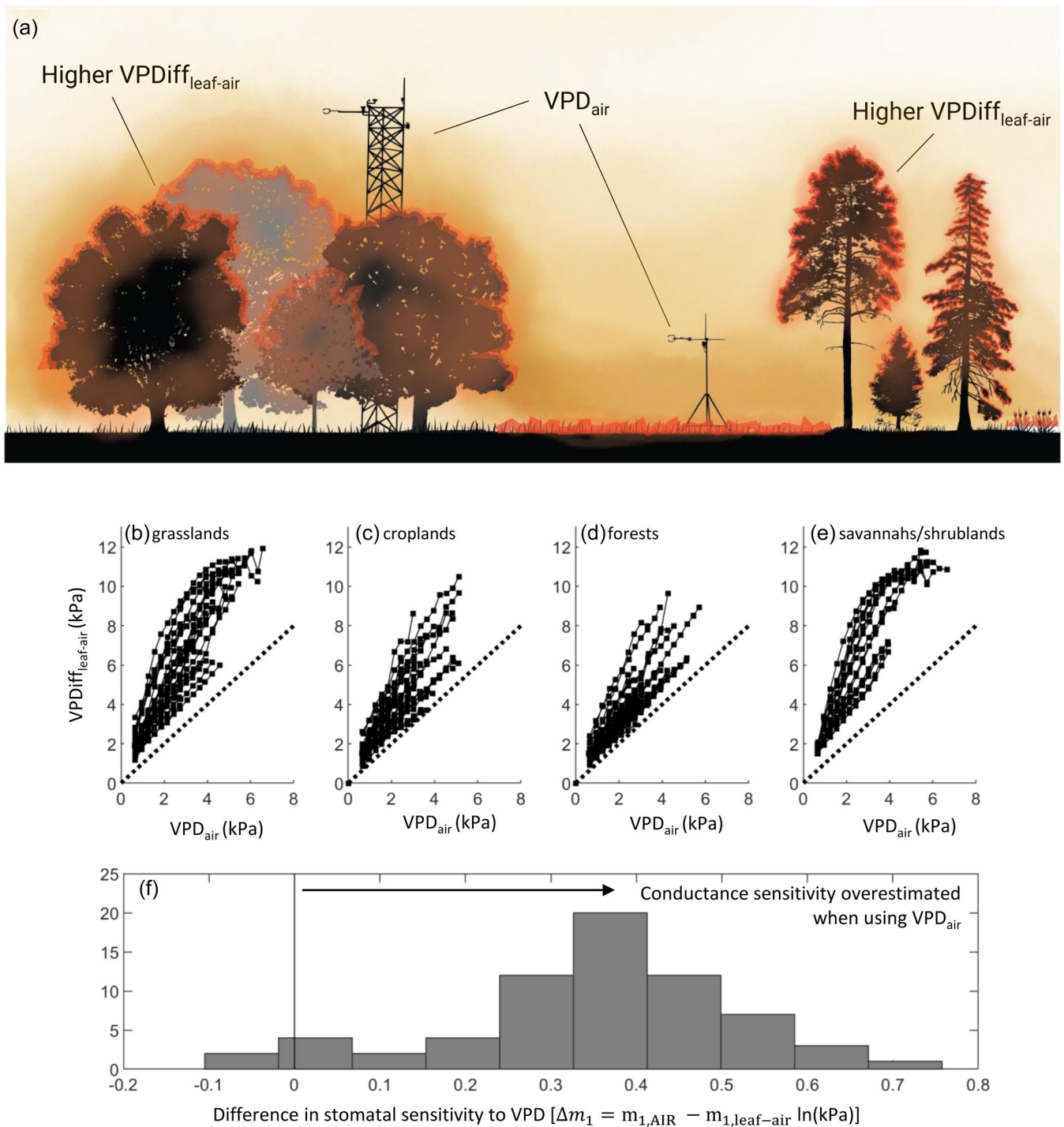


FIGURE 4 (a) Illustrates gradients in vapour pressure deficit (VPD) within and above canopies (note the very high VPD at the canopy surface). (b–e) Show the observed relationship between the VPD_{air} and VPD_{diff,leaf-air} for more than 100 AmeriFlux towers (see Supporting Information for more details). In nearly all sites, the VPD_{diff,leaf-air} is greater than the VPD_{air}, sometimes by >5 kPa. (f) Shows that the sensitivity of conductance to VPD is overestimated when it is determined using VPD_{air} versus VPD_{diff,leaf-air}. Specifically, tower-derived time series of surface conductance (G_{surf} , a proxy for canopy stomatal conductance) were used to determine the sensitivity parameter m_1 of the model $G_{surf} = G_{surf,ref} \times [1 - m_1 \cdot \ln(\text{VPD})]$ after Oren et al. (1999). Shown in (f) is the difference in m_1 when the model was forced by VPD_{air} versus VPD_{diff,leaf-air}. Additional methodological detail is provided in the Supporting Information. [Color figure can be viewed at wileyonlinelibrary.com]

vapour pressure inside the leaf and the actual vapour pressure in the surrounding air. VPD_{diff,leaf-air} is the vapour pressure gradient that drives diffusion of water vapour through stomata and is, therefore, the most relevant for explaining patterns in transpiration and

stomatal conductance. VPD_{air} represents the difference between the saturation and actual vapour pressure of the air itself. Based on surface energy balance considerations, during the daytime, the leaf surface will usually be warmer than the surrounding air (Still et al.,

2022). In some ecosystems, the leaf-to-air temperature difference can be +10°C or more (Mildrexler et al., 2011; Novick and Barnes, 2023), though it varies considerably reflecting the local importance of evaporative cooling (including for leaf thermoregulation) and structural factors that determine canopy roughness and leaf boundary layer dynamics (De Kauwe et al., 2015; Lin et al., 2019; Novick & Barnes, 2023; Still et al., 2022). In contrast, relative humidity varies much more moderately within and above the canopy (Rockwell et al., 2022). As a result, the $VPD_{\text{leaf-air}}$ is usually substantially larger than VPD_{air} (Figure 4a–e), especially when VPD_{air} is high. Nonetheless, VPD_{air} is frequently used as a proxy for $VPD_{\text{leaf-air}}$, especially in observational studies.

Failing to appreciate the difference between VPD_{air} and $VPD_{\text{leaf-air}}$ has important implications. Empirically derived sensitivities of g_s and photosynthesis to VPD are likely overestimated when the VPD_{air} is used instead of the $VPD_{\text{leaf-air}}$ (Figure 4f). These biases can obscure our species-level understanding of how gas exchange responds to VPD and become especially problematic when observed sensitivities are compared with theoretical expectations or implemented in models that do not account for VPD gradients. At the canopy scale, these biases can be reduced by using the Penman-Monteith equation to estimate leaf VPD (Lin et al., 2018) or by estimating the leaf saturation vapour pressure using canopy temperature data (Yi et al., 2020 and see Figure 4b–e). In leaf-level studies, leaf temperature is typically measured directly by portable photosynthesis systems, which reduces the problem somewhat, though challenges persist linked to differences between adaxial and abaxial temperatures as well as leaf thermocouple error (Mott & Peak, 2011). At all scales, the potential for undersaturation of vapour pressure inside the leaf, especially during periods of high VPD (Cernusak et al., 2018), can also affect the determination of $VPD_{\text{leaf-air}}$. All of these considerations most directly apply to sunlit leaves; in shaded areas of the understory, the difference between $VPD_{\text{leaf-air}}$ and VPD_{air} may be less pronounced, but also more variable in space.

4 | IMPLICATIONS FOR MANAGED SYSTEMS

4.1 | Impacts of rising VPD on drought monitoring and water resources management

Because VPD determines the rate of evaporative water losses during drought, the global increase in VPD has important implications for downstream water resources. Rising VPD increases potential ET (PET) and, at least initially, actual ET, accelerating the rate of soil drying (see Section 3.2). The evolution of ET during drought depends on soil characteristics, including antecedent moisture conditions and the structural and textural properties that determine soil water retention (Novick et al., 2022; Zhao et al., 2022). ET dynamics also depend on vegetation characteristics; for example, drought may develop relatively slowly in forests (Christian et al., 2020) which can

access deeper (and thus more slowly depleting) pools of water. Nonetheless, there is ample evidence that elevated VPD exacerbates drought conditions over a range of timescales (Dannenberg et al., 2022; Pendergrass et al., 2020; Williams, Cook, et al., 2022).

VPD plays a particularly important role in enhancing flash droughts, which are characterised by a period of unusually high VPD that rapidly increases ET and depletes soil moisture, especially if there is also below-average precipitation (Mahto & Mishra, 2023; Mo & Lettenmaier, 2015; Otkin et al., 2018; Wang et al., 2016). VPD is more strongly associated with flash drought onset than temperature or precipitation (Ford & Labosier, 2017) and soil moisture-VPD coupling can be three-to-five times higher during flash drought development than during other periods (Mahto & Mishra, 2023). The consequences of flash drought may be especially devastating for landscapes prone to wildfire (Rao et al., 2023 and see Section 4.3) and for agricultural systems (Otkin et al., 2018; Pendergrass et al., 2020 and see Section 4.2) where irrigation requirements may become more demanding in the future (Delucia et al., 2019), compounding water resource constraints and contributing to groundwater depletion (Condon, 2020).

Anticipating and preparing for drought events is a critical component of water resource management. However, most widely used metrics for drought monitoring and forecasting do not incorporate dynamic plant responses to rising VPD and declining soil water. Popular indices like the Palmer Drought Severity Index (PDSI, Palmer, 1965) and the Standardised Precipitation-Evapotranspiration Index (SPEI, Vicente-Serrano et al., 2010) are primarily based on the dynamics of precipitation and PET. While they agree reasonably well with soil moisture, streamflow and tree-ring records (Dai, 2011; Mishra & Singh, 2010; Vicente-Serrano et al., 2013), they tend to treat plants as static or over-simplified participants in the water cycle (Chang et al., 2023; Jiao et al., 2022; Swann et al., 2016) and assume that the actual and PET are equivalent. In reality, stomatal closure and other dynamic plant responses can cause actual ET to be substantially lower than PET, especially during periods of elevated VPD (see Figure 5a). This decoupling between actual and PET affects the dynamics of soil moisture (Figure 5b) but not necessarily PDSI and SPEI.

Some newer approaches for drought monitoring rely on remotely sensed proxies for actual ET, which should integrate stomatal dynamics. For example, the Evaporative Stress Index (or ESI, Anderson et al., 2011) is based on anomalies in the ratio of actual ET to PET, thereby incorporating the influence of dynamic stomatal regulation. Thus, ESI is viewed as a more reliable indicator of 'ecological drought' stress (e.g., moisture limitation that actually limits ecosystem function). The perspective on drought status provided by ESI can differ substantially from indicators like PDSI and SPEI (Figure 5c,d), which were conceived as tools for estimating meteorological and hydrological drought status. However, ESI can be confounded by changes in canopy structure which affect ET but do not necessarily reflect intrinsic drought stress (Chang et al., 2023).

Refining strategies to incorporate dynamic stomatal responses into drought monitoring and forecasting tools is a major need for

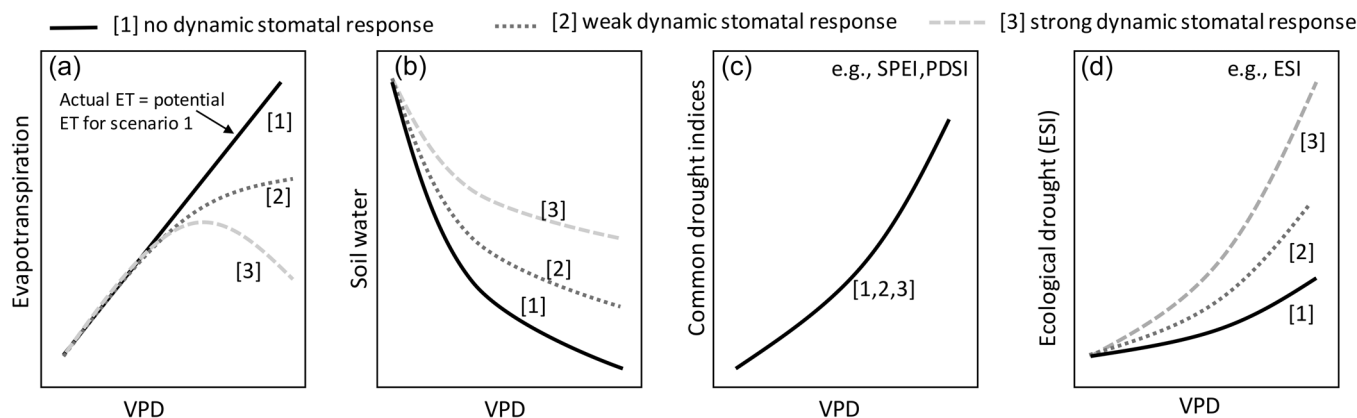


FIGURE 5 Dynamic stomatal responses to vapour pressure deficit (and/or soil drought) can decouple key drought indicators. Specifically, stomatal sensitivity to drought decouples the actual and potential evapotranspiration (a), promoting differences in actual soil water dynamics (b) that are not reflected by popular drought indices like SPEI and PDSI (c). Emerging ecological drought indices like Evaporative Stress Index accommodate these dynamic responses (d), prognosing more severe drought in ecosystems with strong stomatal sensitivity.

sustainable water resources management. Fortunately, satellite-based estimation of ET is rapidly evolving and has been used for various drought monitoring, water resources management and irrigation guidance. Some of these products estimate ET using empirical functions that predict dynamic stomatal responses to moisture and VPD stress (Fisher et al., 2020). Others rely on thermodynamic methods (e.g., ALEXI, Anderson et al., 2012) that leverage land surface temperature, integrating the influence of both soil moisture and VPD through the constraint of land surface energy balance. Other products like GLEAM (Martens et al., 2017) rely on a broad set of remotely sensed proxies for both environmental drivers and plant response to constrain ET rates, whereas systems like OpenET (Melton et al., 2022) provide an ensemble of ET estimates with the specific goal of maximising accessibility to a wide range of end-users.

VPD-driven changes in ET and soil moisture will also propagate into impacts on streamflow and runoff. If elevated VPD increases soil dryness, then infiltration during nonextreme precipitation events will be higher, enhancing groundwater recharge and subsequent baseflow (Ficklin et al., 2016). All else being equal, watersheds dominated by plants with a strong stomatal sensitivity to VPD (and thus lower ET during times of hydrologic stress) will have relatively high antecedent soil moisture, leading to overall larger amounts of runoff following precipitation events (Castillo et al., 2003). Elevated VPD will also result in greater evaporation from lakes and reservoirs (Friedrich et al., 2018; Zhao et al., 2022), and can indirectly alter streamflow through its tendency to increase wildfire (see Section 4.3), after which streamflow usually increases due to a decline in transpiration (Biederman et al., 2022; Williams, Livneh, et al., 2022; Wine et al., 2018).

Because the influence of VPD on runoff and streamflow may be watershed-dependent, it is challenging to prescribe generalisable strategies for adapting water resources infrastructure to a higher-VPD world. Moreover, while temperature-driven increases in saturation vapour pressure increase VPD and intensify droughts, they also

increase the frequency and intensity of extreme precipitation (because the air can hold more water). This concurrent increase in both wet and dry precipitation extremes—known as hydrologic intensification—will almost certainly require managers to incorporate more flexibility into water resource infrastructure and design (Ficklin et al., 2022).

4.2 | Rising VPD impacts on crop yield and breeding and management opportunities for mitigation

Rising VPD is a major global driver of yield penalties for key staple crops such as maize, soybean and wheat. In the US Corn Belt, where soil moisture supply is usually adequate, VPD is a major factor impacting crop yield in any given year (Kimm et al., 2020; Li et al., 2019; Zhou et al., 2020). Multiple studies have found that a VPD increase 60–90 days after sowing is the single most important driver of agricultural yields in the United States (Lobell et al., 2014; Mourtzinis et al., 2019), and can lead to deceleration in yield gains from genetic engineering, and possibly even yield penalties (Lobell et al., 2014). Similar outcomes were reported for agricultural hotspots in China, including for rice (Zhang et al., 2017), and for nonstaple, specialty crops such as coffee (Kath et al., 2022). Looking forward, there is every reason to expect VPD impacts on agriculture to become more deleterious (Kimm et al., 2020; Sun et al., 2023), with VPD-driven losses on US maize predicted to be up to 30% in some areas (Lobell et al., 2014), and yield losses possible for lands providing up to ~75% of the global coffee supply (Kath et al., 2022).

Most of our understanding of VPD impacts in agriculture has emerged from empirical (e.g., regression) analyses that have been instrumental in identifying associations between in-season changes in VPD and yield outcomes. However, these approaches do not offer eco-physiological insights into the underlying mechanisms, which are still not fully understood. Alternative approaches, including those that

leverage high-frequency flux tower data or process-based models, can better illuminate the relevant biophysical processes. For example, flux tower records reveal that stomatal response to VPD strongly regulates impacts on soybean and maize productivity in the United States (Kimm et al., 2020). Likewise, process-based crop models have shown that elevated VPD lowers photosynthetic rates and shortens the growing season of US maize (Hsiao et al., 2019) and drives systematic losses of US soybean yields (Sun et al., 2023).

Despite this progress, the physiological effects that are captured with these approaches remains limited, particularly in relation to the complex and systemic VPD effects on plant physiology reviewed in Section 2. Specifically, the effects of VPD on key processes such as mineral nutrition, nitrogen fixation, development, growth and reproductive success have yet to be considered in work aimed at understanding VPD effects on crop productivity. While integrating evidence from studies on noncrop species may address some of these unknowns, a particularly unique challenge in croplands is the need to differentiate VPD effects during growth and reproductive stages. While our understanding of VPD limitations to photosynthesis and turgor pressure are relevant for understanding plant growth, the impacts of VPD on reproductive success are potentially more complex. This is because they integrate a 'legacy effect' that arises from VPD-driven soil water deficits during flowering and seed-fill (Messina et al., 2015; Sinclair et al., 2010), with direct, organ-specific vulnerabilities to high VPD (e.g., faster anther opening, and delayed silk elongation rate in maize; López et al., 2021). Here, the 2012 US Midwest drought is an important case study. During this event, elevated VPD during the vegetation growth stage led to an over-depletion of soil moisture later in the summer that coincided with the reproductive stage. As a result, photoassimilate allocation to grain was limited (Guan et al., 2016) leading to devastatingly large impacts on crop yields (Rippey, 2015). A better understanding of VPD-driven impacts on grain filling will likely require ad hoc experimentation that emphasises the lagged effects of elevated VPD on reproductive success, and that considers a range of crop species, environmental contexts and nutrient regimes.

Notwithstanding these important knowledge gaps, we know enough to recommend strategies likely to confer increased cropland resilience in a higher-VPD world. Breeding, in concert with appropriate crop management practices, is a powerful avenue for mitigating the negative effects of rising VPD (Messina et al., 2015). A blueprint for developing VPD-resilient cropping systems has been the design and deployment of varieties that limit the pace at which transpiration increases as VPD rises (reviewed in Sinclair et al., 2017). These genotypes can out-yield standard genotypes under elevated VPD via a water-conservation strategy that reduces transpiration to enable higher levels of soil moisture during reproductive stages (Messina et al., 2015; Sadok et al., 2019; Sinclair et al., 2010; Ye et al., 2020). Deploying these genotypes within crop management practices that prioritise water conservation through mulching or no-till practices, and/or those that maximise soil storage capacity, are expected to further amplify these benefits. Other opportunities include the refinement of irrigation schemes. Conventional irrigation tools usually

only consider soil moisture. A more efficient irrigation system that considers the status of both VPD and soil moisture could also be helpful to maintain crop productivity and conserve water (Zhang, Guan, Peng, Jiang, et al., 2021; Zhang, Guan, Peng, Pan, et al., 2021). Because periods of elevated VPD and reduced soil moisture usually co-occur, optimised irrigation can increase gas exchange by alleviating soil water stress and, to a lesser extent, reducing the local VPD (Figure 6). Due to the nonlinear relationships between gas exchange and both VPD and soil water, the greatest opportunities for irrigation to mitigate rising VPD will occur when neither soil water nor VPD are especially high (Figure 6, Zhang, Guan, Peng, Pan, et al., 2021).

4.3 | Wildfire risk and management

Just as elevated VPD accelerates soil drying, it can also accelerate the drying of both live and dead fuels, which increases ignitability and the potential for rapid wildfire spread (Rao et al., 2023; Rothermel, 1983). As a result, rising VPD is a major factor affecting wildfire dynamics in

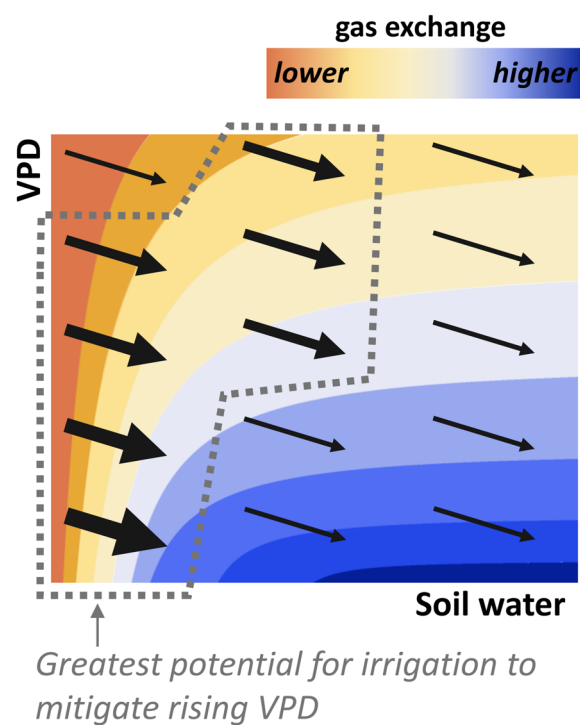


FIGURE 6 Irrigation to mitigate rising vapour pressure deficit (VPD). The figure illustrates the impact on plant gas exchange (e.g., g_s or A) of a generic irrigation application in the VPD-soil water space, where the magnitude of recovery in gas exchange is indicated by the size of the arrow. This representation assumes that irrigation primarily increases soil water but may also slightly decrease local VPD. Irrigation to mitigate rising VPD will be most effective when soil water is at least somewhat limited and VPD is not so high as to overwhelm the positive gains in soil water (and thus gas exchange). Based on results published by Zhang, Guan, Peng, Pan, et al. (2021). [Color figure can be viewed at [wileyonlinelibrary.com](https://onlinelibrary.wiley.com)]

many parts of the world (Abatzoglou et al., 2018; Clarke et al., 2022; Grillakis et al., 2022; Jain et al., 2021). In the western United States, where VPD impacts of wildfire are particularly well studied, fire occurrence, size, severity and burned area are all clearly and positively correlated with VPD (Abatzoglou & Williams, 2016; Abatzoglou et al., 2017; Juang et al., 2022, Parks & Abatzoglou, 2020).

At finer scales, the effect of VPD on wildfire characteristics is likely mediated by vegetation properties (Dickman et al., 2023). For example, remotely sensed estimates of live fuel moisture content show that VPD-driven increases in burn area were much greater in places where the sensitivity of moisture content to climatic drivers is high (because of soil hydraulics, root water uptake and stomatal properties, Rao et al., 2022). Fuel abundance and connectivity are also key regulators of the link between wildfire dynamics and aridification, in general (Abatzoglou et al., 2018; Pausas & Paula, 2012) and specifically in the western United States (McKenzie & Littell, 2017; Williams et al., 2019). The clear regulatory effect of fuel characteristics cautions against naively extrapolating from forested regions of the Western United States to regions with different fuel abundance and connectivity (see Figure 7). Moreover, because of the strong coupling between VPD, soil moisture and temperature (see Section 3.2), the importance of VPD in governing wildfire risk requires careful analysis and is probably over-estimated in studies that assume VPD is the sole relevant driver (Brey et al., 2021; Holden et al., 2018).

Looking forward, the relationship between key wildfire metrics and VPD may become more nonlinear, due to the geometric nature of wildfire growth: given abundant fuels, large fires have more potential for growth than small fires and thus any process, such as

increasing VPD, that promotes larger fires will have an outsized and increasingly potent impact on the largest fires (Juang et al., 2022). Consequently, management efforts to reduce ignitions may not be especially effective in limiting the impacts of rising VPD on annual acreage burned. Our ability to predict VPD-driven impacts on wildfire into the future also requires careful consideration of trends in daytime versus nocturnal VPD. Because saturation vapour pressure responds nonlinearly to temperature via the Clausius–Clapeyron relation, VPD is generally more variable in the day than at night. As a result, assessments of wildfire response to seasonally averaged VPD (e.g., Figure 7) are thus biased toward daytime VPD conditions. Nonetheless, nighttime VPD appears to be crucially important to fire behaviour because the cool temperatures and low VPD experienced at night often provide a natural fire break. For example, warming-driven increases in nighttime VPD (see Figure 1) dramatically reduced the fraction of time when VPD is below flammability thresholds across much of the global land surface (Balch et al., 2022).

Management to mitigate VPD-driven intensification of wildfire hinges on early detection of drought conditions, as well as proactive fuel management at the landscape scale. Early flash-drought warning systems (Mohammadi et al., 2022) could enable management interventions (e.g., thinning, grazing) to partially mitigate negative impacts or at least allow fire management agencies time to optimise resource deployment. Similarly, early warning signs for tree mortality enabled by remote sensing (Liu et al., 2019; Rogers et al., 2018) could be helpful for strategies aimed at reducing dead fuels. Finally, there is ample evidence that fuel treatments including prescribed burns would reduce the fire risk associated with rising VPD (Kolden, 2019). However, the effectiveness of different fuel treatments

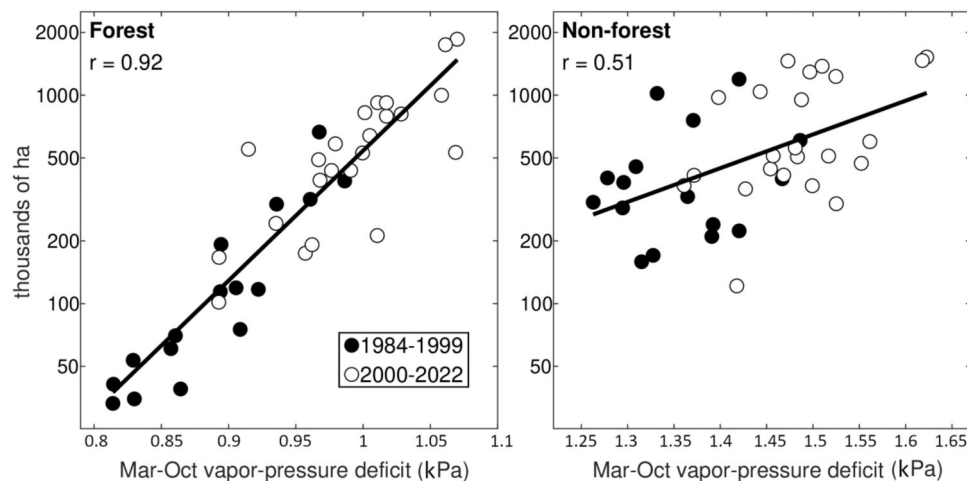


FIGURE 7 Scatter plots of annual western US forest and nonforest area burned by wildfires versus March–October (Mar–Oct) vapour pressure deficit (VPD) for the period from 1984 to 2022. Closed and open circles represent 1984–1999 and 2000–2022, respectively. Note the log-scale y-axis. Correlation coefficient indicates the Pearson's correlation between the x-axis variable and the logarithm of the y-axis variable. The 'Western US' is defined as the 11 western continuous states and forest area defined by Ruffenacht et al. (2008). Burned area data come from an updated version of the Western US MTBS-Interagency database developed by Juang et al. (2022). VPD data calculated from daily means of daily maximum temperature (T_{max}), minimum temperature (T_{min}) and relative humidity. Temperature data from TopoWx (Oyler et al., 2015) through 2016 and extended through 2022 with the daily NOAA nClimGrid data set (Durre et al., 2022). Relative humidity estimated from daily T_{max} , T_{min} and dew point from PRISM (Daly et al., 2008).

(e.g., thinning, prescribed burns) is likely to vary widely depending on landscape features and climate (Burke et al., 2021). Overall, more research is needed to improve our predictive ability of the effects of different wildfire risk reduction techniques in specific settings, and how to implement them in ways that minimise associated reductions in forest carbon storage (Krofcheck et al., 2018).

4.4 | Other opportunities for adaptive management for resilience in natural systems

Changes in VPD are among the most certain and widespread consequences of climate warming for plant function. However, relatively little attention has been devoted to incorporating VPD effects into natural resource management plans, which should have a long-term view, accounting for changes in climate and disturbance regimes with robust frameworks for risk assessment (Lecina-Diaz et al., 2021).

In forests, stand thinning increases tree water availability (Giuggiola et al., 2016; McDowell et al., 2006) and can be a useful method to reduce plant water stress and promote survival under elevated VPD. However, the effects of thinning on VPD responses are complex, as thinning tends to modify canopy microclimate, increasing VPD and temperature extremes (Rambo & North, 2009), which can lead to counterintuitive effects. In grasslands, vegetation composition can influence microclimate VPD by up to 2–3 kPa (English & Wright, 2021), and more biodiverse plant communities promote large local reductions in VPD in some areas (Wright et al., 2014). These changes in VPD are enough to modify water relations in plants (Wright et al., 2015) and potentially increase overall growth and productivity, though the effects may become diminished if rising VPD reduces transpiration and its associated cooling benefits. As such, grassland resource management programmes may benefit from a focus on microclimate cooling traits particularly under well-watered conditions.

In all ecosystems, selection for species adapted to warmer climates (e.g., assisted migration) may be another useful tool, especially when these decisions incorporate region-specific climate data and projections from process-based models to understand where and when risks might be most elevated (Hill et al., 2023; McAdam & Brodribb, 2015; Quetin et al., 2023). However, because the connection between VPD responses and vulnerability to drought-induced mortality is complex (see Section 2.3), it will still be difficult to make specific recommendations. The promotion and maintenance of functionally diverse communities seems a safer bet in this context, as there is ample evidence that more diverse communities tend to be more resilient to climatic extremes, including high VPD (Anderegg et al., 2018; Grossiord et al., 2020; Isbell et al., 2015).

Finally, higher VPD will have different impacts on different ecosystem services, and the corresponding tradeoffs need to be assessed. For instance, higher VPD could reduce carbon assimilation and, eventually, growth, but it would likely increase transpiration (at least to a point, see Section 2.1) which could adversely affect the

provisioning of water resources downstream (Roces-Díaz et al., 2021). Finally, because specific recommendations may vary depending on the region, ecosystem type and the species present, experts from relevant fields such as ecology, climatology and hydrology, should collaborate to tailor the recommendations to specific contexts to promote more effective management approaches.

5 | SUMMARY AND RECOMMENDATIONS

Rising atmospheric VPD is a global phenomenon that has clear and usually deleterious impacts on a cascade of plant processes, including carbon sequestration, transpirational water loss, growth, productivity and survival. These impacts are exacerbated by land-atmosphere interactions that link the dynamics of VPD and soil drought, and over the long term, they will likely alter community composition and interspecific interactions. In the absence of new management approaches, the implications of rising VPD for managed systems are also stark, and include difficulties in monitoring and forecasting drought, more variable streamflow patterns, increased wildfire risk and losses in biodiversity and crop productivity. As a result, rising VPD is likely one of the most widespread and significant consequences of climate warming for terrestrial ecosystems.

Plant responses to rising VPD have been relatively well-studied over the past 10–20 years. We know that elevated VPD limits the gas exchange, growth and chances of survival generally, and especially for plants adapted to moist habitats and for taller trees. The underlying mechanisms are becoming better understood, but important gaps remain concerning the mechanisms by which stomata sense rising VPD and the potential for long-term adaptation. Evaluating mechanisms underpinning plant acclimation to rising VPD and its direct effect on reproductive success represent another major research need. At scales of individual plants and entire ecosystems, disentangling the influence of VPD from co-evolving and coupled drivers (including soil water, temperature and atmospheric CO₂) remains challenging. The most promising approaches for understanding the independent and interactive impacts of the drivers include novel strategies for in situ manipulation of VPD, greater availability of high-frequency ecophysiological time series (collected over subdaily timescales at which soil water and VPD dynamics are largely decoupled), and continued investment in the representation of plant hydraulic processes in land surface models. Both empirical and model-driven work should consider the potential for large microclimatic gradients in VPD, linked to vertical and horizontal heterogeneity in stand structure. It is also critical to recognise that the leaf-to-air vapour pressure difference (which is most relevant for many aspects of plant function) can differ substantially from the VPD of the air, and the former should be used in empirical and modelling work to every extent possible.

Our understanding of the management implications of rising VPD is still largely in its infancy. Nonetheless, it's clear that the consequences of rising VPD for water resources, crop yields, wildfire risk and natural resources could be profoundly negative if

management approaches do not acknowledge that the atmosphere will become increasingly desiccating in the decades ahead. The most promising avenues for mitigation include refined drought forecasting approaches that incorporate dynamic plant responses to rising VPD, more flexible water resources infrastructure, crop breeding for VPD-resilient cultivars coupled with VPD-adapted irrigation strategies, proactive thinning and prescribed fire to minimise wildfire severity and natural resource management for more biodiverse ecosystems. These management shifts will be most successful when they are integrated across spatial and temporal scales and engage scientists representing a diversity of disciplinary perspectives.

ACKNOWLEDGEMENTS

K. Novick acknowledges support from the NSF Division of Integrative Organismal Biology (grant numbers 1006196 and 2243900) and the US Department of Energy via the Environmental System Science Programme (grant number DE-SC0021980) and the AmeriFlux Management Project. M. P. Dannenberg and M. R. Johnston were supported by NSF EPSCoR grant 2131853. C. Grossiord was supported by the Swiss National Science Foundation (grant number 310030_204697) and the Sandoz Family Foundation. A. G. Konings was supported by the Alfred P. Sloan Foundation. L. Lowman was supported by the NSF Division of Earth Sciences (grant number 2228047). J. Martínez-Vilalta was supported by Grant PID2021-127452NB-I00 funded by MCIN/AEI/10.13039/501100011033 and European Union NextGenerationEU/PRTR; grant 2021 SGR 00849 funded by AGAUR and ICREA Academia. N. McDowell was supported by the Department of Energy's Next Generation Ecosystem Experiment-Tropics, and by the National Science Foundation. W. Sadok acknowledges support from USDA NIFA-Minnesota Agricultural Experiment Station, Grant/Award Number: MIN-13-124 and the AFRI Competitive Grant 2022-68013-36439 (WheatCAP) from the USDA NIFA. A. T. Trugman acknowledges funding from the NSF Grants 2003205 and 2216855 and the Gordon and Betty Moore Foundation Grant GBMF11974. A. P. Williams was supported by the Zegar Family Foundation, the Gordon and Betty Moore Foundation Grant GBMF11974, and the United States Department of Energy (grant number DE-SC0022302). A. J. Wright was supported by an NSF Division of Environmental Biology CAREER award (grant number 2143186). We acknowledge helping editorial suggestions from Yi Yang. Finally, we would like to acknowledge the AmeriFlux Site PIs, including the National Ecological Observatory Network (NEON), who have generously shared their data to the network under the CC-BY-4.0 data sharing license, including for the following site IDs: US-A32 (Billesbach et al., 2018a), US-A74 (Billesbach et al., 2018b), US-AR1 (Billesbach et al., 2019a), US-AR2 (Billesbach et al., 2019b), US-ARM (Biraud et al., 2021); US-Bi1 (Rey-Sanchez et al., 2022a); US-Bi2 (Rey-Sanchez et al., 2022b); US-BMM (Stoy & Brookshire, 2022); US-BO1 (Meyers, 2016); US-BO2 (Bernacchi et al., 2016); US-BRG (Novick, 2020); US-CMW (Scott, 2022a); US-Cpk (Ewers et al., 2016); US-CRT (Chen & Chu, 2021); US-CS2 (Desai et al., 2022a); US-DFC (Duff & Desai, 2020); US-DK1 (Oishi et al., 2018a); US-DK2 (Oishi et al., 2018b); US-DK3 (Oishi

et al., 2018c); US-GBT (Massman, 2016); US-GLE (Frank & Massman, 2022); US-HBK (Kelsey & Green, 2020); US-HO1 (Hollinger, 2021); US-HRC (Reba, 2021); US-HWB (Gosley, 2021); US-Jo1 (Tweedie, 2022); US-KFS (Brunsell, 2022); US-KM4 (Robertson & Chen, 2021); US-KON (Brunsell, 2020); US-KUT (McFadden, 2016); US-LL1 (Starr, 2021a); US-LL2 (Starr, 2021b); US-LL3 (Starr, 2021c); US-Me2 (Law, 2022); US-Me6 (Law, 2021); US-MMS (Novick & Phillips, 2022); US-MOz (Wood & Gu, 2021); US-Mpj (Litvak, 2022a); US-MtB (Barron-Gafford, 2022); US-NC1 (Noormets, 2018); UC-NC2 (Noormets, 2022); US-NC3 (Noormets et al., 2022); US-Ne1 (Suyker, 2022a); US-Ne2 (Suyker, 2022b); US-Ne3 (Suyker, 2022c); US-NGC (Torn & Dengel, 2020); US-NR1 (Blanken et al., 2022); US-Oho (Chen et al., 2021); US-ONA (Silveira, 2022); US-Prr (Kobayashi et al., 2019); US-RIs (Flerchinger, 2021a); US-Rms (Flerchinger, 2021b); US-RO1 (Baker & Griffis, 2022); US-Ro5 (Baker & Griffis, 2021a); US-Ro6 (Baker & Griffis, 2021b); US-Rwf (Flerchinger, 2021c); US-Rws (Flerchinger, 2021d); US-Seg (Litvak, 2022b); US-Ses (Litvak, 2022c); US-Slt (Clark, 2016); US-Sne (Shortt et al., 2021); US-Snf (Kusak et al., 2020); US-SRC (Kurc, 2019); US-SRG (Scott, 2022b); US-SRM (Scott, 2022c); US-Syv (Desai, 2022b); US-Ton (Ma et al., 2022a); US-Tw1 (Valach et al., 2021); US-Tw3 (Chamberlain et al., 2018); US-Tw4 (Eichelmann et al., 2021); US-Uaf (Uevama et al., 2022); US-Uib (Bernacchi, 2022a); US-UiC (Bernacchi, 2022b); US-UMB (Gough et al., 2022a); US-Umd (Gough et al., 2022b); US-Var (Ma et al., 2022b); US-Vcm (Litvak, 2022d); US-Vcp (Litvak, 2022e); US-Wcr (Desai, 2022c); US-Whs (Scott, 2022d); US-Wkg (Scott, 2022e); US-Wrc (Wharton, 2016); US-xAE (NEON, 2022a); US-xBL (NEON, 2022b); US-xBN (NEON, 2022c); US-xBR (NEON, 2022d); US-xCL (NEON, 2022e); US-xCP (NEON, 2022f); US-xDJ (NEON, 2022g); US-xDL (NEON, 2022h); US-xDS (NEON, 2022i); US-xGR (NEON, 2022j); US-xHA (NEON, 2022k); US-xHE (NEON, 2022l); US-xJE (NEON, 2022m); US-xKA (NEON, 2022n); US-xKZ (NEON, 2022o); UX-xLE (NEON, 2022p); UX-xMB (NEON, 2022q); UX-xML (NEON, 2022r); US-xNG (NEON, 2022s); US-xNO (NEON, 2022t); US-xNW (NEON, 2022u); US-xPU (NEON, 2022v); US-xRM (NEON, 2022w); US-xRN (NEON, 2022x); US-xSB (NEON, 2022y); US-xSC (NEON, 2022z); US-xSE (NEON, 2022aa); US-xSJ (NEON, 2022bb); US-xSL (NEON, 2022cc); US-xSP (NEON, 2022dd); US-xSR (NEON, 2022ee); US-xST (NEON, 2022ff); US-xTA (NEON, 2022gg); US-xTE (NEON, 2022hh); US-xTR (NEON, 2022ii); US-xUK (NEON, 2022jj); US-xUN (NEON, 2022kk); US-xWD (NEON, 2022ll); US-xWR (NEON, 2022mm); US-xYE (NEON, 2022nn); Funding for the AmeriFlux data portal was provided by the U.S. Department of Energy Office of Science.

DATA AVAILABILITY STATEMENT

The data that support the findings of this study are derived from resources available in the public domain. Specifically, ERA5 reanalysis data shown in Figure 1 are described in Hersbach et al. (2020) and available from <https://cds.climate.copernicus.eu/> with the DOI: 10.24381/cds.143582cf. The CMIP6 model predictions shown in Figure 1 are described in Eyring et al. (2016) and accessible from <https://wcrp-cmip.org/cmip-data-access/>. The AmeriFlux data

presented in Figure 4 are available from <https://ameriflux.lbl.gov/data/download-data/>, with DOIs for the individual site data sets given in the references. The data on wildfire burn area presented in Figure 7 are available from the Western US MTBS Interagency Database developed by Juang et al. (2022), accessible from <https://www.mtbs.gov/>. The VPD data presented in Figure 7 were determined from temperature data available from TopoWx (Oyler et al., 2015, <https://www.scrip.psu.edu/resources/topowx/>) and the NOAA nClimGrid data set (Durre et al., 2022, <https://www.ncei.noaa.gov/products/land-based-station/ncimgrid-daily>) and humidity data estimated from the PRISM data set (Daly et al., 2008) available from <https://prism.oregonstate.edu/>.

ORCID

Kimberly A. Novick  <http://orcid.org/0000-0002-8431-0879>

Charlotte Grossiord  <http://orcid.org/0000-0002-9113-3671>

Walid Sadok  <http://orcid.org/0000-0001-9637-2412>

Lauren E. L. Lowman  <http://orcid.org/0000-0003-2960-7095>

Nate G. McDowell  <http://orcid.org/0000-0002-2178-2254>

REFERENCES

- Abatzoglou, J.T., Kolden, C.A., Williams, A.P., Lutz, J.A. & Smith, A.M.S. (2017) Climatic influences on interannual variability in regional burn severity across Western US forests. *International Journal of Wildland Fire*, 26, 269–275.
- Abatzoglou, J.T. & Williams, A.P. (2016) Impact of anthropogenic climate change on wildfire across Western US forests. *Proceedings of the National Academy of Sciences*, 113, 11770–11775.
- Abatzoglou, J.T., Williams, A.P., Boschetti, L., Zubkova, M. & Kolden, C.A. (2018) Global patterns of interannual climate–fire relationships. *Global Change Biology*, 24, 5164–5175.
- Adams, H.D., Guardiola-Claramonte, M., Barron-Gafford, G.A., Villegas, J.C., Breshears, D.D., Zou, C.B. et al. (2009) Temperature sensitivity of drought-induced tree mortality portends increased regional die-off under global-change-type drought. *Proceedings of the National Academy of Sciences*, 106, 7063–7066.
- Aguirre, B.A., Hsieh, B., Watson, S.J. & Wright, A.J. (2021) The experimental manipulation of atmospheric drought: teasing out the role of microclimate in biodiversity experiments. *Journal of Ecology*, 109, 1986–1999.
- Ainsworth, E.A. & Rogers, A. (2007) The response of photosynthesis and stomatal conductance to rising [CO₂]: mechanisms and environmental interactions. *Plant, Cell & Environment*, 30, 258–270.
- Anderegg, L.D.L., Griffith, D.M., Cavender-Bares, J., Riley, W.J., Berry, J.A., Dawson, T.E. et al. (2022) Representing plant diversity in land models: an evolutionary approach to make “Functional Types” more functional. *Global Change Biology*, 28, 2541–2554.
- Anderegg, W.R.L., Konings, A.G., Trugman, A.T., Yu, K., Bowling, D.R., Gabbitas, R. et al. (2018) Hydraulic diversity of forests regulates ecosystem resilience during drought. *Nature*, 561, 538–541.
- Anderson, M.C., Allen, R.G., Morse, A. & Kustas, W.P. (2012) Use of Landsat thermal imagery in monitoring evapotranspiration and managing water resources. *Remote Sensing of Environment*, 122, 50–65.
- Anderson, M.C., Hain, C., Wardlow, B., Pimstein, A., Mecikalski, J.R. & Kustas, W.P. (2011) Evaluation of drought indices based on thermal remote sensing of evapotranspiration over the continental United States. *Journal of Climate*, 24, 2025–2044.
- Anthelme, F. & Michalet, R. (2009) Grass-to-tree facilitation in an arid grazed environment (Air Mountains, Sahara). *Basic and Applied Ecology*, 10, 437–446.
- Aparecido, L.M.T., Woo, S., Suazo, C., Hultine, K.R. & Blonder, B. (2020) High water use in desert plants exposed to extreme heat. *Ecology Letters*, 23, 1189–1200.
- Atkin, O.K. & Tjoelker, M.G. (2003) Thermal acclimation and the dynamic response of plant respiration to temperature. *Trends in Plant Science*, 8, 343–351.
- Ayres, M.P. & Lombardero, J. (2000) Assessing the consequences of global change for forest disturbance from herbivores and pathogens. *Science of the Total Environment*, 262, 263–286.
- Babst, F., Bouriaud, O., Poulter, B., Trouet, V., Girardin, M.P. & Frank, D.C. (2019) Twentieth century redistribution in climatic drivers of global tree growth. *Science Advances*, 5, eaat4313.
- Baker, J. & Griffis, T. (2021a) AmeriFlux FLUXNET-1F US-Ro5 Rosemount I18_South, Ver. 3-5, AmeriFlux AMP, (Dataset). Available from: <https://doi.org/10.17190/AMF/1818371>
- Baker, J. & Griffis, T. (2021b) AmeriFlux FLUXNET-1F US-Ro6 Rosemount I18_North, Ver. 3-5, AmeriFlux AMP, (Dataset). Available from: <https://doi.org/10.17190/AMF/1881590>
- Baker, J. & Griffis, T. (2022) AmeriFlux FLUXNET-1F US-Ro1 Rosemount-G21, Ver. 3-5, AmeriFlux AMP, (Dataset). Available from: <https://doi.org/10.17190/AMF/1881588>
- Balch, J.K., Abatzoglou, J.T., Joseph, M.B., Koontz, M.J., Mahood, A.L., Mcginchy, J. et al. (2022) Warming weakens the night-time barrier to global fire. *Nature*, 602, 442–448.
- Baldocchi, D.D. & Xu, L. (2007) What limits evaporation from Mediterranean oak woodlands—the supply of moisture in the soil, physiological control by plants or the demand by the atmosphere? *Advances in Water Resources*, 30, 2113–2122.
- Ball, J.T., Woodrow, I.E. & Berry, J.A. A model predicting stomatal conductance and its contribution to the control of photosynthesis under different environmental conditions. Progress in photosynthesis research: volume 4 proceedings of the VIth international congress on photosynthesis providence, Rhode Island, USA, August 10–15, 1986, 1987. Springer, 221–224.
- Barker, M.G. & Booth, W.E. (1996) Vertical profiles in a Brunei rain forest: II. Leaf characteristics of *Dryobalanops lanceolata*. *Journal of Tropical Forest Science*, 9, 52–66.
- Barron-Gafford, G. (2022) AmeriFlux BASE US-MtB Mt Bigelow, Ver. 4-5, AmeriFlux AMP, (Dataset). Available from: <https://doi.org/10.17190/AMF/1579717>
- Barron-Gafford, G.A., Grieve, K.A. & Murthy, R. (2007) Leaf-and stand-level responses of a forested mesocosm to independent manipulations of temperature and vapor pressure deficit. *New Phytologist*, 174, 614–625.
- Batllori, E., Lloret, F., Aakala, T., Anderegg, W.R.L., Aynekulu, E., Bendixsen, D.P. et al. (2020) Forest and woodland replacement patterns following drought-related mortality. *Proceedings of the National Academy of Sciences*, 117, 29720–29729.
- Bauman, D., Fortunel, C., Delhay, G., Malhi, Y., Cernusak, L.A., Bentley, L.P. et al. (2022) Tropical tree mortality has increased with rising atmospheric water stress. *Nature*, 608, 528–533.
- Bell, B., Hersbach, H., Simmons, A., Berrisford, P., Dahlgren, P., Horányi, A. et al. (2021) The ERA5 global reanalysis: preliminary extension to 1950. *Quarterly Journal of the Royal Meteorological Society*, 147, 4186–4227.
- Bennett, A.C., McDowell, N.G., Allen, C.D. & Anderson-Teixeira, K.J. (2015) Larger trees suffer most during drought in forests worldwide. *Nature Plants*, 1, 15139.
- Benson, M.C., Miniati, C.F., Oishi, A.C., Denham, S.O., Domec, J.C., Johnson, D.M. et al. (2022) The xylem of anisohydric *Quercus alba* L. is more vulnerable to embolism than isohydric codominants. *Plant, Cell & Environment*, 45, 329–346.
- Bernacchi, C. (2016) AmeriFlux BASE US-Bo2 Bondville (companion site), Ver. 2-1, AmeriFlux AMP, (Dataset). Available from: <https://doi.org/10.17190/AMF/1246037>

- Bernacchi, C. (2022a) AmeriFlux BASE US-UiB University of Illinois Miscanthus, Ver. 1-5, AmeriFlux AMP, (Dataset). Available from: <https://doi.org/10.17190/AMF/1846664>
- Bernacchi, C. (2022b) AmeriFlux BASE US-UiC University of Illinois Maize-Soy, Ver. 1-5, AmeriFlux AMP, (Dataset). Available from: <https://doi.org/10.17190/AMF/1846665>
- Bianchini, M. & Pacini, E. (1996) Explosive anther dehiscence in *Ricinus communis* L. involves cell wall modifications and relative humidity. *International Journal of Plant Sciences*, 157, 739–745.
- Biederman, J.A., Robles, M.D., Scott, R.L. & Knowles, J.F. (2022) Streamflow response to wildfire differs with season and elevation in adjacent headwaters of the Lower Colorado River Basin. *Water Resources Research*, 58, e2021WR030687.
- Bilir, T.E., Fung, I. & Dawson, T.E. (2021) Slope-aspect induced climate differences influence how water is exchanged between the land and atmosphere. *Journal of Geophysical Research: Biogeosciences*, 126, e2020JG006027.
- Billesbach, D., Bradford, J. & Torn, M. (2019a) AmeriFlux BASE US-AR1 ARM USDA UNL OSU Woodward Switchgrass 1, Ver. 3-5, AmeriFlux AMP, (Dataset). Available from: <https://doi.org/10.17190/AMF/1246137>
- Billesbach, D., Bradford, J., & Torn, M. (2019b) AmeriFlux BASE US-AR2 ARM USDA UNL OSU Woodward Switchgrass 2, Ver. 3-5, AmeriFlux AMP, (Dataset). Available from: <https://doi.org/10.17190/AMF/1246138>
- Billesbach, D., Kueppers, L., Torn, M. & Biraud, S. (2018a) AmeriFlux BASE US-A32 ARM-SGP Medford hay pasture, Ver. 1-5, AmeriFlux AMP, (Dataset). Available from: <https://doi.org/10.17190/AMF/1436327>
- Billesbach, D., Kueppers, L., Torn, M. & Biraud, S. (2018b) AmeriFlux BASE US-A74 ARM SGP milo field, Ver. 1-5, AmeriFlux AMP, (Dataset). Available from: <https://doi.org/10.17190/AMF/1436328>
- Binks, O., Cernusak, L.A., Liddell, M., Bradford, M., Coughlin, I., Bryant, C. et al. (2023) Vapour pressure deficit modulates hydraulic function and structure of tropical rainforests under nonlimiting soil water supply. *New Phytologist*, 240, 1405–1420.
- Biraud, S., Fischer, M., Chan, S. & Torn, M. (2021) Ameriflux base us-arm ARM Southern Great Plains site- Lamont, Ver. 11-5, AmeriFlux AMP, (Dataset). Available from: <https://doi.org/10.17190/AMF/1246027>
- Blackman, C.J., Pfautsch, S., Choat, B., Delzon, S., Gleason, S.M. & Duursma, R.A. (2016) Toward an index of desiccation time to tree mortality under drought. *Plant, Cell & Environment*, 39, 2342–2345.
- Blanken, P.D., Monson, R.K.L., Burns, S.P., Bowling, D.R. & Turnipseed, A. (2022) AmeriFlux BASE US-NR1 Niwot Ridge Forest (LTER NWT1), Ver. 19-5, AmeriFlux AMP, (Dataset). Available from: <https://doi.org/10.17190/AMF/1246088>
- Bonan, G.B. (2008) Forests and climate change: forcings, feedbacks, and the climate benefits of forests. *Science*, 320, 1444–1449.
- Breshears, D.D., Adams, H.D., Eamus, D., Mcdowell, N.G., Law, D.J., Will, R.E. et al. (2013) The critical amplifying role of increasing atmospheric moisture demand on tree mortality and associated regional die-off. *Frontiers in Plant Science*, 4, 266.
- Brey, S.J., Barnes, E.A., Pierce, J.R., Swann, A.L.S. & Fischer, E.V. (2021) Past variance and future projections of the environmental conditions driving western US summertime wildfire burn area. *Earth's Future*, 9, e2020EF001645.
- Brunsell, N. (2022) AmeriFlux FLUXNET-1F US-KFS Kansas Field Station, Ver. 3-5, AmeriFlux AMP, (Dataset). Available from: <https://doi.org/10.17190/AMF/1881585>
- Bucci, S.J., Scholz, F.G., Goldstein, G., Meinzer, F.C., Hinojosa, J.A., Hoffmann, W.A. et al. (2004) Processes preventing nocturnal equilibration between leaf and soil water potential in tropical savanna woody species. *Tree Physiology*, 24, 1119–1127.
- Buckley, T.N. (2016) Stomatal responses to humidity: has the 'black box' finally been opened? *Plant, Cell & Environment*, 39, 482–484.
- Buckley, T.N., Sack, L. & Gilbert, M.E. (2011) The role of bundle sheath extensions and life form in stomatal responses to leaf water status. *Plant Physiology*, 156, 962–973.
- Burke, W.D., Tague, C., Kennedy, M.C. & Moritz, M.A. (2021) Understanding how fuel treatments interact with climate and biophysical setting to affect fire, water, and forest health: a process-based modeling approach. *Frontiers in Forests and Global Change*, 3, 591162.
- Brunsell, N. (2020) AmeriFlux BASE US-Kon Konza Prairie LTER (KNZ), Ver. 5-5, AmeriFlux AMP, (Dataset). Available from: <https://doi.org/10.17190/AMF/1246068>
- Butterfield, B.J., Bradford, J.B., Armas, C., Prieto, I. & Pugnaire, F.I. (2016) Does the stress-gradient hypothesis hold water? Disentangling spatial and temporal variation in plant effects on soil moisture in dryland systems. *Functional Ecology*, 30, 10–19.
- Byrne, M.P. & O'gorman, P.A. (2018) Trends in continental temperature and humidity directly linked to ocean warming. *Proceedings of the National Academy of Sciences*, 115, 4863–4868.
- Cabon, A., Kannenberg, S.A., Arain, A., Babst, F., Baldocchi, D., Belmecheri, S. et al. (2022) Cross-biome synthesis of source versus sink limits to tree growth. *Science*, 376, 758–761.
- Cabon, A., Peters, R.L., Fonti, P., Martínez-Vilalta, J. & De Cáceres, M. (2020) Temperature and water potential co-limit stem cambial activity along a steep elevational gradient. *New Phytologist*, 226, 1325–1340.
- von Caemmerer, S. & Evans, J.R. (2015) Temperature responses of mesophyll conductance differ greatly between species. *Plant, Cell & Environment*, 38, 629–637.
- Campbell, G.S. & Norman, J.M. (2000) *An Introduction to Environmental Biophysics*, 2nd edition, New York, NY, USA: Springer Science & Business Media, pp. 286.
- Castillo, V., Gomez-Plaza, A. & martinez-mena, M. (2003) The role of antecedent soil water content in the runoff response of semiarid catchments: a simulation approach. *Journal of Hydrology*, 284, 114–130.
- Cernusak, L.A., Ubierna, N., Jenkins, M.W., Garrity, S.R., Rahn, T., Powers, H.H. et al. (2018) Unsaturation of vapour pressure inside leaves of two conifer species. *Scientific Reports*, 8, 7667.
- Chamberlain, S., Oikawa, P., Sturtevant, C., Szutu, D., Verfaillie, J. & Baldocchi, D. (2018) AmeriFlux BASE US-Tw3 Twitchell Alfalfa, Ver. 5-5, AmeriFlux AMP, (Dataset). Available from: <https://doi.org/10.17190/AMF/1246149>
- Chang, Q., Ficklin, D.L., Jiao, W., Denham, S.O., Wood, J.D., Brunzell, N.A. et al. (2023) Earlier ecological drought detection by involving the interaction of phenology and Eco-Physiological function. *Earth's Future*, 11, e2022EF002667.
- Chen, J. & Chu, H. (2021) AmeriFlux BASE US-CRT Curtice Walter-Berger cropland, Ver. 5-5, AmeriFlux AMP, (Dataset). Available from: <https://doi.org/10.17190/AMF/1246156>
- Chen, J., Chu, H. & Noormets, A. (2021) AmeriFlux BASE US-Oho Oak Openings, Ver. 7-5, AmeriFlux AMP, (Dataset). Available from: <https://doi.org/10.17190/AMF/1246089>
- Chitra-Tarak, R., Xu, C., Aguilar, S., Anderson-Teixeira, K.J., Chambers, J., Detto, M. et al. (2021) Hydraulically-vulnerable trees survive on deep-water access during droughts in a tropical forest. *New Phytologist*, 231, 1798–1813.
- Choat, B., Brodribb, T.J., Brodersen, C.R., Duursma, R.A., López, R. & Medlyn, B.E. (2018) Triggers of tree mortality under drought. *Nature*, 558, 531–539.
- Christian, J.I., Basara, J.B., Hunt, E.D., Otkin, J.A. & Xiao, X. (2020) Flash drought development and cascading impacts associated with the 2010 Russian heatwave. *Environmental Research Letters*, 15, 094078.
- Clark, K. (2016) AmeriFlux BASE US-St Silas Little- New Jersey, Ver. 5-1, AmeriFlux AMP, (Dataset). Available from: <https://doi.org/10.17190/AMF/1246096>

- Clarke, H., Nolan, R.H., De Dios, V.R., Bradstock, R., Griebel, A., Khanal, S. et al. (2022) Forest fire threatens global carbon sinks and population centres under rising atmospheric water demand. *Nature Communications*, 13, 7161.
- Cochard, H., Pimont, F., Ruffault, J. & Martin-Stpaul, N. (2021) SurEau: a mechanistic model of plant water relations under extreme drought. *Annals of Forest Science*, 78, 55.
- Condon, A.G. (2020) Drying times: plant traits to improve crop water use efficiency and yield. *Journal of Experimental Botany*, 71, 2239–2252.
- Cowan, I.R. & Farquhar, G.D. (1977) Stomatal function in relation to leaf metabolism and environment.
- Dai, A. (2011) Characteristics and trends in various forms of the Palmer Drought Severity Index during 1900–2008. *Journal of Geophysical Research*, 116, D12115.
- Daly, C., Halbleib, M., Smith, J.I., Gibson, W.P., Doggett, M.K., Taylor, G.H. et al. (2008) Physiographically sensitive mapping of climatological temperature and precipitation across the conterminous United States. *International Journal of Climatology*, 28, 2031–2064.
- Dannenbergh, M.P., Song, C., Wise, E.K., Pederson, N. & Bishop, D.A. (2020) Delineating environmental stresses to primary production of US forests from tree rings: effects of climate seasonality, soil, and topography. *Journal of Geophysical Research: Biogeosciences*, 125, e2019JG005499.
- Dannenbergh, M.P., Yan, D., Barnes, M.L., Smith, W.K., Johnston, M.R., Scott, R.L. et al. (2022) Exceptional heat and atmospheric dryness amplified losses of primary production during the 2020 US Southwest hot drought. *Global Change Biology*, 28, 4794–4806.
- Davies-Colley, R.J., Payne, G. & Elswijk, M. V.A.N. (2000) Microclimate gradients across a forest edge. *New Zealand Journal of Ecology*, 24, 111–121.
- Day, M.E. (2000) Influence of temperature and leaf-to-air vapor pressure deficit on net photosynthesis and stomatal conductance in red spruce (*Picea rubens*). *Tree Physiology*, 20, 57–63.
- Delucia, E.H., Chen, S., Guan, K., Peng, B., Li, Y., Gomez-Casanovas, N. et al. (2019) Are we approaching a water ceiling to maize yields in the United States? *Ecosphere*, 10, e02773.
- Denham, S.O., Oishi, A.C., Miniati, C.F., Wood, J.D., Yi, K., Benson, M.C. et al. (2021) Eastern US deciduous tree species respond dissimilarly to declining soil moisture but similarly to rising evaporative demand. *Tree Physiology*, 41, 944–959.
- Desai, A. (2022a) AmeriFlux FLUXNET-1F US-CS2 Tri county school Pine Forest, Ver. 3-5, AmeriFlux AMP, (Dataset). Available from: <https://doi.org/10.17190/AMF/1881577>
- Desai, A. (2022b) AmeriFlux BASE US-Syv Sylvania Wilderness Area, Ver. 21-5, AmeriFlux AMP, (Dataset). Available from: <https://doi.org/10.17190/AMF/1246106>
- Desai, A. (2022c) AmeriFlux BASE US-WCr Willow Creek, Ver. 23-5, AmeriFlux AMP, (Dataset). Available from: <https://doi.org/10.17190/AMF/1246111>
- Dickman, L.T., Jonko, A.K., Linn, R.R., Altintas, I., Atchley, A.L., Bär, A. et al. (2023) Integrating plant physiology into simulation of fire behavior and effects. *New Phytologist*, 238, 952–970.
- Dietze, M.C., Sala, A., Carbone, M.S., Czimczik, C.I., Mantooh, J.A., Richardson, A.D. et al. (2014) Nonstructural carbon in woody plants. *Annual Review of Plant Biology*, 65, 667–687.
- Ding, J., Yang, T., Zhao, Y., Liu, D., Wang, X., Yao, Y. et al. (2018) Increasingly important role of atmospheric aridity on Tibetan alpine grasslands. *Geophysical Research Letters*, 45, 2852–2859.
- Dingman, S.L. (2002) *Physical hydrology*, 2nd edition, Long Grove, IL, USA: Waveland Press, pp. 646.
- Dirmeyer, P.A., Balsamo, G., Blyth, E.M., Morrison, R. & Cooper, H.M. (2021) Land-atmosphere interactions exacerbated the drought and heatwave over northern Europe during summer 2018. *AGU Advances*, 2, e2020AV000283.
- Domec, J.-C., Schafer, K., Oren, R., Kim, H.S. & McCarthy, H.R. (2010) Variable conductivity and embolism in roots and branches of four contrasting tree species and their impacts on whole-plant hydraulic performance under future atmospheric CO₂ concentration. *Tree Physiology*, 30, 1001–1015.
- Doughty, C.E., Metcalfe, D.B., Girardin, C.A.J., Amézquita, F.F., Cabrera, D.G., Huasco, W.H. et al. (2015) Drought impact on forest carbon dynamics and fluxes in Amazonia. *Nature*, 519, 78–82.
- Drake, J.E., Power, S.A., Duursma, R.A., Medlyn, B.E., Aspinwall, M.J., Choat, B. et al. (2017) Stomatal and non-stomatal limitations of photosynthesis for four tree species under drought: a comparison of model formulations. *Agricultural and Forest Meteorology*, 247, 454–466.
- Duff, A. & Desai, A. (2020) AmeriFlux BASE US-DFC US Dairy Forage Research Center, Prairie du Sac, Ver. 1-5, AmeriFlux AMP, (Dataset). Available from: <https://doi.org/10.17190/AMF/1660340>
- Durre, I., Arguez, A., Schreck C.J., III, Squires, M.F. & Vose, R.S. (2022) Daily high-resolution temperature and precipitation fields for the contiguous United States from 1951 to present. *Journal of Atmospheric and Oceanic Technology*, 39, 1837–1855.
- Duursma, R.A., Blackman, C.J., López, R., Martin-Stpaul, N.K., Cochard, H. & Medlyn, B.E. (2019) On the minimum leaf conductance: its role in models of plant water use, and ecological and environmental controls. *New Phytologist*, 221, 693–705.
- Eamus, D., Boulain, N., Cleverly, J. & Breshears, D.D. (2013) Global change-type drought-induced tree mortality: vapor pressure deficit is more important than temperature per se in causing decline in tree health. *Ecology and Evolution*, 3, 2711–2729.
- Eichmann, E., Shortt, R., Knox, S., Rey-Sanchez, C., Valach, A., Sturtevant, C. et al. (2021) AmeriFlux BASE US-Tw4 Twitchell East End Wetland, Ver. 12-5, AmeriFlux AMP, (Dataset). Available from: <https://doi.org/10.17190/AMF/124615>
- English, J. & Wright, A.J. (2021) The effect of urban temperature gradients on grassland microclimate amelioration in Los Angeles, USA. *Applied Vegetation Science*, 24, e12556.
- Enriquez-De-Salamanca, A. (2022) Effects of climate change on forest regeneration in Central Spain. *Atmosphere*, 13, 13.
- Escudera, A., Mediavilla, S., Olmo, M., Villar, R. & Merino, J. (2017) Coexistence of deciduous and evergreen Oak species in Mediterranean environments: Costs associated with the leaf and root traits of both habits. In: Gil-Pelegrin, E., Peguero-Pina, J.J. & Sancho-Knapik, D., (Eds.) *Oaks Physiological Ecology. Exploring the Functional Diversity of Genus Quercus L.* Switzerland: Springer Cham. Cham. p. 547.
- Esquivel-Muelbert, A., Baker, T.R., Dexter, K.G., Lewis, S.L., Brienen, R.J.W., Feldpausch, T.R. et al. (2019) Compositional response of Amazon forests to climate change. *Global Change Biology*, 25, 39–56.
- Ewers, B., Bretfeld, M. & Pendall, E. (2016) AmeriFlux BASE US-CPK Chimney Park, Ver. 2-1, AmeriFlux AMP, (Dataset). Available from: <https://doi.org/10.17190/AMF/1246150>
- Eyring, V., Bony, S., Meehl, G.A., Senior, C.A., Stevens, B., Stouffer, R.J. et al. (2016) Overview of the coupled model intercomparison project phase 6 (CMIP6) experimental design and organization. *Geoscientific Model Development*, 9, 1937–1958.
- Farquhar, G. (1978) Feedforward responses of stomata to humidity. *Functional Plant Biology*, 5, 787–800.
- Farquhar, G.D., Von Caemmerer, S. & Berry, J.A. (1980) A biochemical model of photosynthetic CO₂ assimilation in leaves of C₃ species. *Planta*, 149, 78–90.
- Farquhar, G.D. & Sharkey, T.D. (1982) Stomatal conductance and photosynthesis. *Annual Review of Plant Physiology*, 33, 317–345.
- Fatichi, S., Pappas, C., Zscheischler, J. & Leuzinger, S. (2019) Modelling carbon sources and sinks in terrestrial vegetation. *New Phytologist*, 221, 652–668.

- Feng, X., Ackerly, D.D., Dawson, T.E., Manzoni, S., Mclaughlin, B., Skelton, R.P. et al. (2019) Beyond isohydrity: the role of environmental variability in determining plant drought responses. *Plant, Cell & Environment*, 42, 1104–1111.
- Feng, X., Zhao, W., Yang, Q. & Zhou, H. (2023) Decoupling of tree height and root depth across the globe and the implications for tree mortality during drought events. *Ecological Indicators*, 147, 109944.
- Fernández-De-Uña, L., Martínez-Vilalta, J., Poyatos, R., Mencuccini, M. & McDowell, N.G. (2023) The role of height-driven constraints and compensations on tree vulnerability to drought. *New Phytologist*, 239, 2083–2098.
- Ficklin, D.L. & Novick, K.A. (2017) Historic and projected changes in vapor pressure deficit suggest a continental-scale drying of the United States atmosphere. *Journal of Geophysical Research: Atmospheres*, 122, 2061–2079.
- Ficklin, D.L., Null, S.E., Abatzoglou, J.T., Novick, K.A. & Myers, D.T. (2022) Hydrological intensification will increase the complexity of water resource management. *Earth's Future*, 10, e2021EF002487.
- Ficklin, D.L., Robeson, S.M. & Knouft, J.H. (2016) Impacts of recent climate change on trends in baseflow and stormflow in United States watersheds. *Geophysical Research Letters*, 43, 5079–5088.
- Field, C.B., Behrenfeld, M.J., Randerson, J.T. & Falkowski, P. (1998) Primary production of the biosphere: integrating terrestrial and oceanic components. *Science*, 281, 237–240.
- Fisher, J.B., Lee, B., Purdy, A.J., Halverson, G.H., Dohlen, M.B., Cawse-Nicholson, K. et al. (2020) ECOSTRESS: NASA's next generation mission to measure evapotranspiration from the international space station. *Water Resources Research*, 56, e2019WR026058.
- Flerchinger, G. (2021a) AmeriFlux BASE US-RIs RCEW Low Sagebrush, Ver. 4-5, AmeriFlux AMP, (Dataset). Available from: <https://doi.org/10.17190/AMF/1418682>.
- Flerchinger, G. (2021b) AmeriFlux BASE US-Rms RCEW Mountain Big Sagebrush, Ver. 4-5, AmeriFlux AMP, (Dataset). Available from: <https://doi.org/10.17190/AMF/1375202>
- Flerchinger, G. (2021c) AmeriFlux BASE US-Rwf RCEW Upper Sheep Prescribed Fire, Ver. 2-5, AmeriFlux AMP, (Dataset). Available from: <https://doi.org/10.17190/AMF/1617724>
- Flerchinger, G. (2021d) AmeriFlux BASE US-Rws Reynolds Creek Wyoming big sagebrush, Ver. 4-5, AmeriFlux AMP, (Dataset). Available from: <https://doi.org/10.17190/AMF/1375201>
- Flexas, J. & Medrano, H. (2002) Drought-inhibition of photosynthesis in C3 plants: stomatal and non-stomatal limitations revisited. *Annals of Botany*, 89, 183–189.
- Flo, V., Martínez-Vilalta, J., Granda, V., Mencuccini, M. & Poyatos, R. (2022) Vapour pressure deficit is the main driver of tree canopy conductance across biomes. *Agricultural and Forest Meteorology*, 322, 109029.
- Flo, V., Martínez-Vilalta, J., Mencuccini, M., Granda, V., Anderegg, W.R.L. & Poyatos, R. (2021) Climate and functional traits jointly mediate tree water-use strategies. *New Phytologist*, 231, 617–630.
- Fonseca, A.E. & Westgate, M.E. (2005) Relationship between desiccation and viability of maize pollen. *Field Crops Research*, 94, 114–125.
- Ford, T.W. & Labosier, C.F. (2017) Meteorological conditions associated with the onset of flash drought in the eastern United States. *Agricultural and Forest Meteorology*, 247, 414–423.
- Frank, J. & Massman, B. (2022) AmeriFlux FLUXNET-1F US-GLE GLEES, Ver. 3-5, AmeriFlux AMP, (Dataset). Available from: <https://doi.org/10.17190/AMF/1871136>
- Friedrich, K., Grossman, R.L., Huntington, J., Blanken, P.D., Lenters, J., Holman, K.D. et al. (2018) Reservoir evaporation in the Western United States: current science, challenges, and future needs. *Bulletin of the American Meteorological Society*, 99, 167–187.
- Fu, Z., Ciaia, P., Prentice, I.C., Gentine, P., Makowski, D., Bastos, A. et al. (2022) Atmospheric dryness reduces photosynthesis along a large range of soil water deficits. *Nature Communications*, 13, 989.
- García-Fórner, N., Adams, H.D., Sevanto, S., Collins, A.D., Dickman, L.T., Hudson, P.J. et al. (2016) Responses of two semiarid conifer tree species to reduced precipitation and warming reveal new perspectives for stomatal regulation. *Plant, Cell & Environment*, 39, 38–49.
- Gentine, P., Chhang, A., Rigden, A. & Salvucci, G. (2016) Evaporation estimates using weather station data and boundary layer theory. *Geophysical Research Letters*, 43, 11661–11670.
- Gentine, P., Green, J.K., Guérin, M., Humphrey, V., Seneviratne, S.I., Zhang, Y. et al. (2019) Coupling between the terrestrial carbon and water cycles—a review. *Environmental Research Letters*, 14, 083003.
- Giardina, F., Konings, A.G., Kennedy, D., Alemohammad, S.H., Oliveira, R.S., Uriarte, M. et al. (2018) Tall Amazonian forests are less sensitive to precipitation variability. *Nature Geoscience*, 11, 405–409.
- Giuggiola, A., Ogée, J., Rigling, A., Gessler, A., Bugmann, H. & Treydte, K. (2016) Improvement of water and light availability after thinning at a xeric site: which matters more? A dual isotope approach. *New Phytologist*, 210, 108–121.
- Gosley, S. (2021) AmeriFlux BASE US-HWB USDA ARS Pasture Systems and Watershed Management Research Unit- Hawbecker Site, Ver. 1-5, AmeriFlux AMP, (Dataset). Available from: <https://doi.org/10.17190/AMF/1811363>
- Gough, G., Bohrer, G. & Curtis, P. (2022a) AmeriFlux BASE US-UMB Univ. of Mich. Biological Station, Ver. 18-5, AmeriFlux AMP, (Dataset). Available from: <https://doi.org/10.17190/AMF/1246107>
- Gough, G., Bohrer, G. & Curtis, P. (2022b) AmeriFlux BASE US-UMd UMBS Disturbance, Ver. 12-5, AmeriFlux AMP, (Dataset). Available from: <https://doi.org/10.17190/AMF/1246134>
- Gounaris, K., Brain, A.R.R., Quinn, P.J. & Williams, W.P. (1984) Structural reorganisation of chloroplast thylakoid membranes in response to heat-stress. *Biochimica et Biophysica Acta (BBA)-Bioenergetics*, 766, 198–208.
- Green, J.K., Seneviratne, S.I., Berg, A.M., Findell, K.L., Hagemann, S., Lawrence, D.M. et al. (2019) Large influence of soil moisture on long-term terrestrial carbon uptake. *Nature*, 565, 476–479.
- Grillakis, M., Voulgarakis, A., Rovithakis, A., Seiradakis, K.D., Koutroulis, A., Field, R.D. et al. (2022) Climate drivers of global wildfire burned area. *Environmental Research Letters*, 17, 045021.
- Grossiord, C., Buckley, T.N., Cernusak, L.A., Novick, K.A., Poulter, B., Siegwolf, R.T.W. et al. (2020) Plant responses to rising vapor pressure deficit. *New Phytologist*, 226, 1550–1566.
- Guan, K., Berry, J.A., Zhang, Y., Joiner, J., Guanter, L., Badgley, G. et al. (2016) Improving the monitoring of crop productivity using space-borne solar-induced fluorescence. *Global Change Biology*, 22, 716–726.
- Guo, J.S., Hultine, K.R., Koch, G.W., Kropp, H. & Ogle, K. (2020) Temporal shifts in iso/anisohydry revealed from daily observations of plant water potential in a dominant desert shrub. *New Phytologist*, 225, 713–726.
- Hammond, W.M., Williams, A.P., Abatzoglou, J.T., Adams, H.D., Klein, T., López, R. et al. (2022) Global field observations of tree die-off reveal hotter-drought fingerprint for Earth's forests. *Nature Communications*, 13, 1761.
- Harris, I., Osborn, T.J., Jones, P. & Lister, D. (2020) Version 4 of the CRU TS monthly high-resolution gridded multivariate climate dataset. *Scientific Data*, 7, 109.
- Hartmann, H., Bastos, A., Das, A.J., Esquivel-Muelbert, A., Hammond, W.M., Martínez-Vilalta, J. et al. (2022) Climate change risks to global forest health: emergence of unexpected events of elevated tree mortality worldwide. *Annual Review of Plant Biology*, 73, 673–702.
- Herguido, E., Granda, E., Benavides, R., García-Cervigón, A.I., Camarero, J.J. & Valladares, F. (2016) Contrasting growth and mortality responses to climate warming of two pine species in a continental Mediterranean ecosystem. *Forest Ecology and Management*, 363, 149–158.

- Hersbach, H., Bell, B., Berrisford, P., Hirahara, S., Horányi, A., Muñoz-Sabater, J. et al. (2020) The ERA5 global reanalysis. *Quarterly Journal of the Royal Meteorological Society*, 146, 1999–2049.
- Hill, A.P., Nolan, C.J., Hemes, K.S., Cambron, T.W. & Field, C.B. (2023) Low-elevation conifers in California's Sierra Nevada are out of equilibrium with climate. *PNAS Nexus*, 2, pgad004.
- Hoecker, T.J., Hansen, W.D. & Turner, M.G. (2020) Topographic position amplifies consequences of short-interval stand-replacing fires on postfire tree establishment in subalpine conifer forests. *Forest Ecology and Management*, 478, 118523.
- Holden, Z.A., Swanson, A., Luce, C.H., Jolly, W.M., Maneta, M., Oyler, J.W. et al. (2018) Decreasing fire season precipitation increased recent western US forest wildfire activity. *Proceedings of the National Academy of Sciences*, 115, E8349–E8357.
- Hollinger, D. (2021) AmeriFlux BASE US-Ho1 Howland Forest (main tower), Ver. 7-5, AmeriFlux AMP, (Dataset). Available from: <https://doi.org/10.17190/AMF/1246061>
- Hsiao, J., Swann, A.L.S. & Kim, S.-H. (2019) Maize yield under a changing climate: the hidden role of vapor pressure deficit. *Agricultural and Forest Meteorology*, 279, 107692.
- Hsu, H. & Dirmeyer, P.A. (2023) Soil moisture–evaporation coupling shifts into new gears under increasing CO₂. *Nature Communications*, 14, 1162.
- Humphrey, V., Berg, A., Ciais, P., Gentine, P., Jung, M., Reichstein, M. et al. (2021) Soil moisture–atmosphere feedback dominates land carbon uptake variability. *Nature*, 592, 65–69.
- Huynh, A., Aguirre, B.A., English, J., Guzman, D. & Wright, A. (2024) Atmospheric drying and soil drying: differential effects on grass community composition. *Global Change Biology*, 30, e17106.
- Isbell, F., Craven, D., Connolly, J., Loreau, M., Schmid, B., Beierkuhnlein, C. et al. (2015) Biodiversity increases the resistance of ecosystem productivity to climate extremes. *Nature*, 526, 574–577.
- Jain, P., Castellanos-Acuna, D., Coogan, S., Abatzoglou, J. & Flannigan, M. (2021) Increased trends in global extreme fire weather driven predominantly by atmospheric humidity and temperature.
- Jiao, W., Wang, L., Wang, H., Lanning, M., Chang, Q. & Novick, K.A. (2022) Comprehensive quantification of the responses of ecosystem production and respiration to drought time scale, intensity and timing in humid environments: a FLUXNET synthesis. *Journal of Geophysical Research: Biogeosciences*, 127, e2021JG006431.
- Johnston, M.R., Andreu, A., Verfaillie, J., Baldocchi, D. & Moorcroft, P.R. (2022) What lies beneath: vertical temperature heterogeneity in a Mediterranean woodland savanna. *Remote Sensing of Environment*, 274, 112950.
- Juang, C.S., Williams, A.P., Abatzoglou, J.T., Balch, J.K., Hurteau, M.D. & Moritz, M.A. (2022) Rapid growth of large forest fires drives the exponential response of annual forest-fire area to aridity in the western United States. *Geophysical Research Letters*, 49, e2021GL097131.
- Jucker, T., Hardwick, S.R., Both, S., Elias, D.M.O., Ewers, R.M., Milodowski, D.T. et al. (2018) Canopy structure and topography jointly constrain the microclimate of human-modified tropical landscapes. *Global Change Biology*, 24, 5243–5258.
- Jump, A.S., Ruiz-Benito, P., Greenwood, S., Allen, C.D., Kitzberger, T., Fensham, R. et al. (2017) Structural overshoot of tree growth with climate variability and the global spectrum of drought-induced forest dieback. *Global Change Biology*, 23, 3742–3757.
- Kannenberg, S.A., Guo, J.S., Novick, K.A., Anderegg, W.R.L., Feng, X., Kennedy, D. et al. (2022) Opportunities, challenges and pitfalls in characterizing plant water-use strategies. *Functional Ecology*, 36, 24–37.
- Kath, J., Craparo, A., Fong, Y., Byrreddy, V., Davis, A.P., King, R. et al. (2022) Vapour pressure deficit determines critical thresholds for global coffee production under climate change. *Nature Food*, 3, 871–880.
- Katul, G.G., Palmroth, S. & Oren, R. (2009) Leaf stomatal responses to vapour pressure deficit under current and CO₂-enriched atmosphere explained by the economics of gas exchange. *Plant, Cell & Environment*, 32, 968–979.
- De Kauwe, M.G., Kala, J., Lin, Y.S., Pitman, A.J., Medlyn, B.E., Duursma, R.A. et al. (2015) A test of an optimal stomatal conductance scheme within the CABLE land surface model. *Geoscientific Model Development*, 8, 431–452.
- Keeling, C.D., Bacastow, R.B., Carter, A., Piper, S.C., Whorf, T.P., Heimann, M. et al. (1989) A three-dimensional model of atmospheric CO₂ transport based on observed winds: 1. Analysis of observational data. *Aspects of Climate Variability in the Pacific and the Western Americas*, 55, 165–236.
- Keeling, C.D., Whorf, T.P., Wahlen, M. & Van Der Plichtt, J. (1995) Interannual extremes in the rate of rise of atmospheric carbon dioxide since 1980. *Nature*, 375, 666–670.
- Kelsey, E. & Green, M. (2020) AmeriFlux BASE US-HBK Hubbard Brook Experimental Forest, Ver. 1-5, AmeriFlux AMP, (Dataset). Available from: <https://doi.org/10.17190/AMF/1634881>
- Kerr, K.L., Anderegg, L.D.L., Zenes, N. & Anderegg, W.R.L. (2022) Quantifying within-species trait variation in space and time reveals limits to trait-mediated drought response. *Functional Ecology*, 36, 2399–2411.
- Kimm, H., Guan, K., Gentine, P., Wu, J., Bernacchi, C.J., Sulman, B.N. et al. (2020) Redefining droughts for the US Corn Belt: the dominant role of atmospheric vapor pressure deficit over soil moisture in regulating stomatal behavior of maize and soybean. *Agricultural and Forest Meteorology*, 287, 107930.
- Kobayashi, H., Ikawa, H. & Suzuki, R. (2019) AmeriFlux BASE US-Prr Poker Flat Research Range Black Spruce Forest, Ver. 3-5, AmeriFlux AMP, (Dataset). Available from: <https://doi.org/10.17190/AMF/1246153>
- Koch, G.W., Sillett, S.C., Jennings, G.M. & Davis, S.D. (2004) The limits to tree height. *Nature*, 428, 851–854.
- Kolden, C. (2019) We're not doing enough prescribed fire in the Western United States to mitigate wildfire risk. *Fire*, 2, 30.
- Körner, C. (2015) Paradigm shift in plant growth control. *Current Opinion in Plant Biology*, 25, 107–114.
- Koster, R.D., Dirmeyer, P.A., Guo, Z., Bonan, G., Chan, E., Cox, P. et al. (2004) Regions of strong coupling between soil moisture and precipitation. *Science*, 305, 1138–1140.
- Kramer, K., Leinonen, I. & Loustau, D. (2000) The importance of phenology for the evaluation of impact of climate change on growth of boreal, temperate and Mediterranean forests ecosystems: an overview. *International Journal of Biometeorology*, 44, 67–75.
- Krofcheck, D.J., Hurteau, M.D., Scheller, R.M. & Loudermilk, E.L. (2018) Prioritizing forest fuels treatments based on the probability of high-severity fire restores adaptive capacity in Sierran forests. *Global Change Biology*, 24, 729–737.
- Kurc, S. (2019) AmeriFlux BASE US-SRC Santa Rita Creosote, Ver. 6-5, AmeriFlux AMP, (Dataset). Available from: <https://doi.org/10.17190/AMF/1246127>
- Kusak, K., Rey-Sanchez, C., Szuto, D. & Baldocchi, D. (2020) AmeriFlux BASE US-Snf Sherman Barn, Ver. 3-5, AmeriFlux AMP, (Dataset). Available from: <https://doi.org/10.17190/AMF/1579718>
- Lammertsma, E.I., Boer, H.J., Dekker, S.C., Dilcher, D.L., Lotter, A.F. & Wagner-Cremer, F. (2011) Global CO₂ rise leads to reduced maximum stomatal conductance in Florida vegetation. *Proceedings of the National Academy of Sciences*, 108, 4035–4040.
- Lavergne, A., Graven, H., de kauwe, M.G., Keenan, T.F., Medlyn, B.E. & Prentice, I.C. (2019) Observed and modelled historical trends in the water-use efficiency of plants and ecosystems. *Global Change Biology*, 25, 2242–2257.
- Law, B. (2021) AmeriFlux BASE US-Me6 Metolius Young Pine Burn, Ver. 15-5, AmeriFlux AMP, (Dataset). Available from: <https://doi.org/10.17190/AMF/1246128>

- Law, B. (2022) AmeriFlux BASE US-Me2 *Metolius* mature ponderosa pine, Ver. 18-5, AmeriFlux AMP, (Dataset). Available from: <https://doi.org/10.17190/AMF/1246076>
- Lecina-Diaz, J., Martínez-Vilalta, J., Alvarez, A., Banqué, M., Birkmann, J., Feldmeyer, D. et al. (2021) Characterizing forest vulnerability and risk to climate-change hazards. *Frontiers in Ecology and the Environment*, 19, 126–133.
- Leuning, R. (1995) A critical appraisal of a combined stomatal-photosynthesis model for C3 plants. *Plant, Cell & Environment*, 18, 339–355.
- Levitt, J. (1980) *Responses of plants to environmental stresses. Volume II. Water, radiation, salt, and other stresses*. New York, NY, USA: Academic Press.
- Li, F., Xiao, J., Chen, J., Ballantyne, A., Jin, K., Li, B. et al. (2023) Global water use efficiency saturation due to increased vapor pressure deficit. *Science*, 381, 672–677.
- Li, Y., Guan, K., Yu, A., Peng, B., Zhao, L., Li, B. et al. (2019) Toward building a transparent statistical model for improving crop yield prediction: modeling rainfed corn in the US. *Field Crops Research*, 234, 55–65.
- Lin, C., Gentine, P., Frankenberg, C., Zhou, S., Kennedy, D. & Li, X. (2019) Evaluation and mechanism exploration of the diurnal hysteresis of ecosystem fluxes. *Agricultural and Forest Meteorology*, 278, 107642.
- Lin, C., Gentine, P., Huang, Y., Guan, K., Kimm, H. & Zhou, S. (2018) Diel ecosystem conductance response to vapor pressure deficit is suboptimal and independent of soil moisture. *Agricultural and Forest Meteorology*, 250–251, 24–34.
- Litvak, M. (2022a) AmeriFlux BASE US-Mpj Mountainair Pinyon-Juniper Woodland, Ver. 19-5, AmeriFlux AMP, (Dataset). Available from: <https://doi.org/10.17190/AMF/1246123>
- Litvak, M. (2022b) AmeriFlux BASE US-Seg Sevilleta grassland, Ver. 19-5, AmeriFlux AMP, (Dataset). Available from: <https://doi.org/10.17190/AMF/1246124>
- Litvak, M. (2022c) AmeriFlux BASE US-Ses Sevilleta shrubland, Ver. 19-5, AmeriFlux AMP, (Dataset). Available from: <https://doi.org/10.17190/AMF/1246125>
- Litvak, M. (2022d) AmeriFlux BASE US-Vcm Valles Caldera Mixed Conifer, Ver. 24-5, AmeriFlux AMP, (Dataset). Available from: <https://doi.org/10.17190/AMF/1246121>
- Litvak, M. (2022e) AmeriFlux BASE US-Vcp Valles Caldera Ponderosa Pine, Ver. 18-5, AmeriFlux AMP, (Dataset). Available from: <https://doi.org/10.17190/AMF/1246122>
- Liu, L., Ciais, P., Wu, M., Padrón, R.S., Friedlingstein, P., Schwaab, J. et al. (2023) Increasingly negative tropical water–interannual CO₂ growth rate coupling. *Nature*, 618, 755–760.
- Liu, L., Gudmundsson, L., Hauser, M., Qin, D., Li, S. & Seneviratne, S.I. (2020) Soil moisture dominates dryness stress on ecosystem production globally. *Nature Communications*, 11, 4892.
- Liu, Y., Holtzman, N.M. & Konings, A.G. (2021) Global ecosystem-scale plant hydraulic traits retrieved using model–data fusion. *Hydrology and Earth System Sciences*, 25, 2399–2417.
- Liu, Y., Kumar, M., Katul, G.G. & Porporato, A. (2019) Reduced resilience as an early warning signal of forest mortality. *Nature Climate Change*, 9, 880–885.
- Liu, Y.L., Kumar, M., Katul, G.G., Feng, X. & Konings, A.G. (2020) Plant hydraulics accentuates the effect of atmospheric moisture stress on transpiration. *Nature Climate Change*, 10, 691.
- Lobell, D.B., Roberts, M.J., Schlenker, W., Braun, N., Little, B.B., Rejesus, R.M. et al. (2014) Greater sensitivity to drought accompanies maize yield increase in the US Midwest. *Science*, 344, 516–519.
- Lockhart, J.A. (1965) An analysis of irreversible plant cell elongation. *Journal of Theoretical Biology*, 8, 264–275.
- Long, S. (1991) Modification of the response of photosynthetic productivity to rising temperature by atmospheric CO₂ concentrations: has its importance been underestimated? *Plant, Cell & Environment*, 14, 729–739.
- Long, S.P. & Woolhouse, H.W. (1978) The responses of net photosynthesis to vapour pressure deficit and CO₂ concentration in *Spartina townsendii* (sensu lato), a C4 species from a cool temperate climate. *Journal of Experimental Botany*, 29, 567–577.
- López, J., Way, D.A. & Sadok, W. (2021) Systemic effects of rising atmospheric vapor pressure deficit on plant physiology and productivity. *Global Change Biology*, 27, 1704–1720.
- Lowman, L.E., Christian, J.I. & Hunt, E.D. (2023) How land surface characteristics influence the development of flash drought through the drivers of soil moisture and vapor pressure deficit. *Journal of Hydrometeorology*.
- Ma, S., Xu, L., Verfaillie, J. & Baldocchi, D. (2022a) AmeriFlux BASE US-Ton Tonzi Ranch, Ver. 16-5, AmeriFlux AMP, (Dataset). Available from: <https://doi.org/10.17190/AMF/1245971>
- Ma, S., Xu, L., Verfaillie, J. & Baldocchi, D. (2022b) AmeriFlux BASE US-Var Vaira Ranch- Lone, Ver. 17-5, AmeriFlux AMP, (Dataset). Available from: <https://doi.org/10.17190/AMF/1245984>
- Mahto, S.S. & Mishra, V. (2023) Flash drought intensification due to enhanced land-atmospheric coupling in India. *Journal of Climate*, 1–31. <https://doi.org/10.1175/JCLI-D-22-0477.1>
- van Mantgem, P.J., Stephenson, N.L., Byrne, J.C., Daniels, L.D., Franklin, J.F., Fulé, P.Z. et al. (2009) Widespread increase of tree mortality rates in the western United States. *Science*, 323, 521–524.
- Marchin, R.M., Backes, D., Ossola, A., Leishman, M.R., Tjoelker, M.G. & Ellsworth, D.S. (2022) Extreme heat increases stomatal conductance and drought-induced mortality risk in vulnerable plant species. *Global Change Biology*, 28, 1133–1146.
- Martens, B., Miralles, D.G., Lievens, H., Van Der Schalie, R., De Jeu, R.A.M., Fernández-Prieto, D. et al. (2017) GLEAM v3: satellite-based land evaporation and root-zone soil moisture. *Geoscientific Model Development*, 10, 1903–1925.
- Martínez-Vilalta, J., Cochard, H., Mencuccini, M., Sterck, F., Herrero, A., Korhonen, J.F.J. et al. (2009) Hydraulic adjustment of Scots pine across Europe. *New Phytologist*, 184, 353–364.
- Martínez-Vilalta, J. & Garcia-Forner, N. (2017) Water potential regulation, stomatal behaviour and hydraulic transport under drought: deconstructing the iso/anisohydric concept. *Plant, Cell & Environment*, 40, 962–976.
- Martínez-Vilalta, J., Sala, A., Asensio, D., Galiano, L., Hoch, G., Palacio, S. et al. (2016) Dynamics of non-structural carbohydrates in terrestrial plants: a global synthesis. *Ecological Monographs*, 86, 495–516.
- Massman, B. (2016) AmeriFlux BASE US-GBT GLEES Brooklyn Tower, Ver. 1-1, AmeriFlux AMP, (Dataset). Available from: <https://doi.org/10.17190/AMF/1375200>
- Massmann, A., Gentine, P. & Lin, C. (2019) When does vapor pressure deficit drive or reduce evapotranspiration? *Journal of Advances in Modeling Earth Systems*, 11, 3305–3320.
- Matheny, A.M., Fiorella, R.P., Bohrer, G., Poulsen, C.J., Morin, T.H., Wunderlich, A. et al. (2017) Contrasting strategies of hydraulic control in two codominant temperate tree species. *Ecohydrology*, 10, e1815.
- Mcadam, S.A.M. & Brodribb, T.J. (2015) The evolution of mechanisms driving the stomatal response to vapor pressure deficit. *Plant Physiology*, 167, 833–843.
- Mccormick, E.L., Dralle, D.N., Hahm, W.J., Tune, A.K., Schmidt, L.M., Chadwick, K.D. et al. (2021) Widespread woody plant use of water stored in bedrock. *Nature*, 597, 225–229.
- Mcdowell, N., Allen, C.D., Anderson-Teixeira, K., Brando, P., Brienens, R., Chambers, J. et al. (2018) Drivers and mechanisms of tree mortality in moist tropical forests. *New Phytologist*, 219, 851–869.
- Mcdowell, N.G. (2011) Mechanisms linking drought, hydraulics, carbon metabolism, and vegetation mortality. *Plant Physiology*, 155, 1051–1059.

- Mcdowell, N.G., Adams, H.D., Bailey, J.D., Hess, M. & Kolb, T.E. (2006) Homeostatic maintenance of ponderosa pine gas exchange in response to stand density changes. *Ecological Applications*, 16, 1164–1182.
- Mcdowell, N.G. & Allen, C.D. (2015) Darcy's law predicts widespread forest mortality under climate warming. *Nature Climate Change*, 5, 669–672.
- Mcdowell, N.G., Anderson-Teixeira, K., Biederman, J.A., Breshears, D.D., Fang, Y., Fernández-De-Uña, L. et al. (2023) Ecohydrological decoupling under changing disturbances and climate. *One Earth*, 6, 251–266.
- Mcdowell, N.G., Sapes, G., Pivovarov, A., Adams, H.D., Allen, C.D., Anderegg, W.R. et al. (2022) Mechanisms of woody-plant mortality under rising drought. *CO₂ and Vapour Pressure Deficit*. *Nature Reviews Earth & Environment*, 3, 294–308.
- Mcfadden, J. (2016) AmeriFlux BASE US-KUT KUOM Turfgrass Field, Ver. 1-1, AmeriFlux AMP, (Dataset). Available from: <https://doi.org/10.17190/AMF/1246145>
- Mckenzie, D. & Littell, J.S. (2017) Climate change and the eco-hydrology of fire: will area burned increase in a warming western USA? *Ecological Applications*, 27, 26–36.
- Medlyn, B.E., Barton, C.V.M., Broadmeadow, M.S.J., Ceulemans, R., De Angelis, P., Forstreuter, M. et al. (2001) Stomatal conductance of forest species after long-term exposure to elevated CO₂ concentration: a synthesis. *New Phytologist*, 149, 247–264.
- Medlyn, B.E., Duursma, R.A., Eamus, D., Ellsworth, D.S., Prentice, I.C., Barton, C.V.M. et al. (2011) Reconciling the optimal and empirical approaches to modelling stomatal conductance. *Global Change Biology*, 17, 2134–2144.
- Medlyn, B.E., Duursma, R.A., Eamus, D., Ellsworth, D.S., Prentice, I.C. & Barton, C.V.M. et al. (2012) Reconciling the optimal and empirical approaches to modelling stomatal conductance. *Global Change Biology*, 18, 3476.
- Meinzer, F.C. (1982) The effect of vapor pressure on stomatal control of gas exchange in Douglas fir (*Pseudotsuga menziesii*) saplings. *Oecologia*, 54, 236–242.
- Meinzer, F.C., Woodruff, D.R., Eissenstat, D.M., Lin, H.S., Adams, T.S. & McCulloh, K.A. (2013) Above-and belowground controls on water use by trees of different wood types in an eastern US deciduous forest. *Tree Physiology*, 33, 345–356.
- Meinzer, F.C., Woodruff, D.R., Marias, D.E., Smith, D.D., McCulloh, K.A., Howard, A.R. et al. (2016) Mapping 'hydroscares' along the iso-to anisohydric continuum of stomatal regulation of plant water status. *Ecology Letters*, 19, 1343–1352.
- Melton, F.S., Huntington, J., Grimm, R., Herring, J., Hall, M., Rollison, D. et al. (2022) OpenET: filling a critical data gap in water management for the Western United States. *JAWRA Journal of the American Water Resources Association*, 58, 971–994.
- Mencuccini, M., Manzoni, S. & Christoffersen, B. (2019) Modelling water fluxes in plants: from tissues to biosphere. *New Phytologist*, 222, 1207–1222.
- Messina, C.D., Sinclair, T.R., Hammer, G.L., Curan, D., Thompson, J., Oler, Z. et al. (2015) Limited-transpiration trait may increase maize drought tolerance in the US Corn Belt. *Agronomy Journal*, 107, 1978–1986.
- Meyers, T. (2016) AmeriFlux BASE US-Bo1 Bondville, Ver. 2-1, AmeriFlux AMP, (Dataset). Available from: <https://doi.org/10.17190/AMF/1246036>
- Mildrexler, D.J., Zhao, M. & Running, S.W. (2011) A global comparison between station air temperatures and MODIS land surface temperatures reveals the cooling role of forests. *Journal of Geophysical Research*, 116, G03025.
- Miller, R.G., Fontaine, J.B., Merritt, D.J., Miller, B.P. & Enright, N.J. (2021) Experimental seed sowing reveals seedling recruitment vulnerability to unseasonal fire. *Ecological Applications*, 31, 31.
- Mishra, A.K. & Singh, V.P. (2010) A review of drought concepts. *Journal of Hydrology*, 391, 202–216.
- Mitchell, P.J., O'Grady, A.P., Hayes, K.R. & Pinkard, E.A. (2014) Exposure of trees to drought-induced die-off is defined by a common climatic threshold across different vegetation types. *Ecology and Evolution*, 4, 1088–1101.
- Mo, K.C. & Lettenmaier, D.P. (2015) Heat wave flash droughts in decline. *Geophysical Research Letters*, 42, 2823–2829.
- Mohammadi, K., Jiang, Y. & Wang, G. (2022) Flash drought early warning based on the trajectory of solar-induced chlorophyll fluorescence. *Proceedings of the National Academy of Sciences*, 119, e2202767119.
- Monin, A.S. & Obukhov, A.M. (1954) Basic laws of turbulent mixing in the surface layer of the atmosphere. *Contributions of the Geophysical Institute of the Academy of Sciences of the USSR*, 151, e187.
- Monnens, D., Denison, R.F. & Sadok, W. (2023) Rising vapor-pressure deficit increases nitrogen fixation in a legume crop. *New Phytologist*, 239, 54–65.
- Mott, K.A. & Peak, D. (2011) Alternative perspective on the control of transpiration by radiation. *Proceedings of the National Academy of Sciences*, 108, 19820–19823.
- Mourtzinis, S., Specht, J.E. & Conley, S.P. (2019) Defining optimal soybean sowing dates across the US. *Scientific Reports*, 9, 2800.
- Mu, M., De Kauwe, M.G., Ukkola, A.M., Pitman, A.J., Guo, W., Hobeichi, S. et al. (2021) Exploring how groundwater buffers the influence of heatwaves on vegetation function during multi-year droughts. *Earth System Dynamics Discussions*, 2021, 1–29.
- Muller, B., Pantin, F., Génard, M., Turc, O., Freixes, S., Piques, M. et al. (2011) Water deficits uncouple growth from photosynthesis, increase C content, and modify the relationships between C and growth in sink organs. *Journal of Experimental Botany*, 62, 1715–1729.
- NEON (National Ecological Observatory Network) (2022a) AmeriFlux BASE US-xAE NEON Klemme Range Research Station (OAES), Ver. 5-5, AmeriFlux AMP, (Dataset). Available from: <https://doi.org/10.17190/AMF/1671891>
- NEON (National Ecological Observatory Network) (2022b) AmeriFlux BASE US-xBL NEON Blandly Experimental Farm (BLAN), Ver. 5-5, AmeriFlux AMP, (Dataset). Available from: <https://doi.org/10.17190/AMF/1671893>
- NEON (National Ecological Observatory Network) (2022c) AmeriFlux BASE US-xBN NEON Caribou Creek - Poker Flats Watershed (BONA), Ver. 6-5, AmeriFlux AMP, (Dataset). Available from: <https://doi.org/10.17190/AMF/1617727>
- NEON (National Ecological Observatory Network) (2022d) AmeriFlux BASE US-xBR NEON Bartlett Experimental Forest (BART), Ver. 6-5, AmeriFlux AMP, (Dataset). Available from: <https://doi.org/10.17190/AMF/1579542>
- NEON (National Ecological Observatory Network) (2022e) AmeriFlux BASE US-xCL NEON LBJ National Grassland (CLBJ), Ver. 5-5, AmeriFlux AMP, (Dataset). Available from: <https://doi.org/10.17190/AMF/1671894>
- NEON (National Ecological Observatory Network) (2022f) AmeriFlux BASE US-xCP NEON Central Plains Experimental Range (CPER), Ver. 6-5, AmeriFlux AMP, (Dataset). Available from: <https://doi.org/10.17190/AMF/1579720>
- NEON (National Ecological Observatory Network) (2022g) AmeriFlux BASE US-xDJ NEON Delta Junction (DEJU), Ver. 6-5, AmeriFlux AMP, (Dataset). Available from: <https://doi.org/10.17190/AMF/1634884>
- NEON (National Ecological Observatory Network) (2022h) AmeriFlux BASE US-xDL NEON Dead Lake (DELA), Ver. 6-5, AmeriFlux AMP, (Dataset). Available from: <https://doi.org/10.17190/AMF/1579721>
- NEON (National Ecological Observatory Network) (2022i) AmeriFlux BASE US-xDS NEON Disney Wilderness Preserve (DSNY), Ver. 5-5, AmeriFlux AMP, (Dataset). Available from: <https://doi.org/10.17190/AMF/1671895>

- NEON (National Ecological Observatory Network) (2022j) AmeriFlux BASE US-xGR NEON Great Smoky Mountains National Park, Twin Creeks (GRSM), Ver. 6-5, AmeriFlux AMP, (Dataset). Available from: <https://doi.org/10.17190/AMF/1634885>
- NEON (National Ecological Observatory Network) (2022k) AmeriFlux BASE US-xHA NEON Harvard Forest (HARV), Ver. 6-5, AmeriFlux AMP, (Dataset). Available from: <https://doi.org/10.17190/AMF/1562391>
- NEON (National Ecological Observatory Network) (2022l) AmeriFlux BASE US-xHE NEON Healy (HEAL), Ver. 6-5, AmeriFlux AMP, (Dataset). Available from: <https://doi.org/10.17190/AMF/1617729>
- NEON (National Ecological Observatory Network) (2022m) AmeriFlux BASE US-xJE NEON Jones Ecological Research Center (JERC), Ver. 6-5, AmeriFlux AMP, (Dataset). Available from: <https://doi.org/10.17190/AMF/1617730>
- NEON (National Ecological Observatory Network) (2022n) AmeriFlux BASE US-xKA NEON Konza Prairie Biological Station—Relocatable (KONA), Ver. 6-5, AmeriFlux AMP, (Dataset). Available from: <https://doi.org/10.17190/AMF/1579722>
- NEON (National Ecological Observatory Network) (2022o) AmeriFlux BASE US-xKZ NEON Konza Prairie Biological Station (KONZ), Ver. 6-5, AmeriFlux AMP, (Dataset). Available from: <https://doi.org/10.17190/AMF/1562392>
- NEON (National Ecological Observatory Network) (2022p) AmeriFlux BASE US-xLE NEON Lenoir Landing (LENO), Ver. 3-5, AmeriFlux AMP, (Dataset). Available from: <https://doi.org/10.17190/AMF/1773398>
- NEON (National Ecological Observatory Network) (2022q) AmeriFlux BASE US-xMB NEON Moab MOAB), Ver. 5-5, AmeriFlux AMP, (Dataset). Available from: <https://doi.org/10.17190/AMF/1671896>
- NEON (National Ecological Observatory Network) (2022r) AmeriFlux BASE US-xML NEON Mountain Lake Biological Station (MLBS), Ver. 5-5, AmeriFlux AMP, (Dataset). Available from: <https://doi.org/10.17190/AMF/1671897>
- NEON (National Ecological Observatory Network) (2022s) AmeriFlux BASE US-xNG NEON Northern Great Plains Research Laboratory (NOGP), Ver. 6-5, AmeriFlux AMP, (Dataset). Available from: <https://doi.org/10.17190/AMF/1617732>
- NEON (National Ecological Observatory Network) (2022t) AmeriFlux BASE US-xNQ NEON Onaqui-Ault (ONAQ), Ver. 6-5, AmeriFlux AMP, (Dataset). Available from: <https://doi.org/10.17190/AMF/1617733>
- NEON (National Ecological Observatory Network) (2022u) AmeriFlux BASE US-xNW NEON Niwot Ridge Mountain Research Station (NIWO), Ver. 5-5, AmeriFlux AMP, (Dataset). Available from: <https://doi.org/10.17190/AMF/1671898>
- NEON (National Ecological Observatory Network) (2022v) AmeriFlux BASE US-xPU NEON Pu'u Maka'ala Natural Area Reserve (PUUM), Ver. 3-5, AmeriFlux AMP, (Dataset). Available from: <https://doi.org/10.17190/AMF/1773399>
- NEON (National Ecological Observatory Network) (2022w) AmeriFlux BASE US-xRM NEON Rocky Mountain National Park, CASTNET (RMNP), Ver. 6-5, AmeriFlux AMP, (Dataset). Available from: <https://doi.org/10.17190/AMF/1579723>
- NEON (National Ecological Observatory Network) (2022x) AmeriFlux BASE US-xRN NEON Oak Ridge National Lab (ORNL), Ver. 4-5, AmeriFlux AMP, (Dataset). Available from: <https://doi.org/10.17190/AMF/1773400>
- NEON (National Ecological Observatory Network) (2022y) AmeriFlux BASE US-xSB NEON Ordway-Swisher Biological Station (OSBS), Ver. 5-5, AmeriFlux AMP, (Dataset). Available from: <https://doi.org/10.17190/AMF/1671899>
- NEON (National Ecological Observatory Network) (2022z) AmeriFlux BASE US-xSC NEON Smithsonian Conservation Biology Institute (SCBI), Ver. 4-5, AmeriFlux AMP, (Dataset). Available from: <https://doi.org/10.17190/AMF/1671900>
- NEON (National Ecological Observatory Network) (2022aa) AmeriFlux BASE US-xSE NEON Smithsonian Environmental Research Center (SERC), Ver. 5-5, AmeriFlux AMP, (Dataset). Available from: <https://doi.org/10.17190/AMF/1617734>
- NEON (National Ecological Observatory Network) (2022bb) AmeriFlux BASE US-xSJ NEON San Joaquin Experimental Range (SJER), Ver. 4-5, AmeriFlux AMP, (Dataset). Available from: <https://doi.org/10.17190/AMF/1671901>
- NEON (National Ecological Observatory Network) (2022cc) AmeriFlux BASE US-xSL NEON North Sterling, CO (STER), Ver. 5-5, AmeriFlux AMP, (Dataset). Available from: <https://doi.org/10.17190/AMF/1617735>
- NEON (National Ecological Observatory Network) (2022dd) AmeriFlux BASE US-xSP NEON Soaproot Saddle (SOAP), Ver. 5-5, AmeriFlux AMP, (Dataset). Available from: <https://doi.org/10.17190/AMF/1617736>
- NEON (National Ecological Observatory Network) (2022ee) AmeriFlux BASE US-xSR NEON Santa Rita Experimental Range (SRER), Ver. 5-5, AmeriFlux AMP, (Dataset). Available from: <https://doi.org/10.17190/AMF/1579543>
- NEON (National Ecological Observatory Network) (2022ff) AmeriFlux BASE US-xST NEON Steigerwaldt Land Services (STEL), Ver. 5-5, AmeriFlux AMP, (Dataset). Available from: <https://doi.org/10.17190/AMF/1617737>
- NEON (National Ecological Observatory Network) (2022gg) AmeriFlux BASE US-xTA NEON Talladega National Forest (TALL), Ver. 4-5, AmeriFlux AMP, (Dataset). Available from: <https://doi.org/10.17190/AMF/1671902>
- NEON (National Ecological Observatory Network) (2022hh) AmeriFlux BASE US-xTE NEON Lower Teakettle (TEAK), Ver. 5-5, AmeriFlux AMP, (Dataset). : Available from <https://doi.org/10.17190/AMF/1617738>
- NEON (National Ecological Observatory Network) (2022ii) AmeriFlux BASE US-xTR NEON Treehaven (TREE), Ver. 5-5, AmeriFlux AMP, (Dataset). : Available from <https://doi.org/10.17190/AMF/1634886>
- NEON (National Ecological Observatory Network) (2022jj) AmeriFlux BASE US-xUK NEON The University of Kansas Field Station (UKFS), Ver. 5-5, AmeriFlux AMP, (Dataset). : Available from <https://doi.org/10.17190/AMF/1617740>
- NEON (National Ecological Observatory Network) (2022kk) AmeriFlux BASE US-xUN NEON University of Notre Dame Environmental Research Center (UNDE), Ver. 5-5, AmeriFlux AMP, (Dataset). : Available from <https://doi.org/10.17190/AMF/1617741>
- NEON (National Ecological Observatory Network) (2022ll) AmeriFlux BASE US-xWD NEON Woodworth (WOOD), Ver. 5-5, AmeriFlux AMP, (Dataset). : Available from <https://doi.org/10.17190/AMF/1579724>
- NEON (National Ecological Observatory Network) (2022mm) AmeriFlux BASE US-xWR NEON Wind River Experimental Forest (WREF), Ver. 5-5, AmeriFlux AMP, (Dataset). : Available from <https://doi.org/10.17190/AMF/1617742>
- NEON (National Ecological Observatory Network) (2022nn) AmeriFlux BASE US-xYE NEON Yellowstone Northern Range (Frog Rock) (YELL), Ver. 5-5, AmeriFlux AMP, (Dataset). : Available from <https://doi.org/10.17190/AMF/1617743>
- Noormets, A. (2018) AmeriFlux BASE US-NC1 NC_Clearcut, Ver. 3-5, AmeriFlux AMP, (Dataset). Available from: <https://doi.org/10.17190/AMF/1246082>
- Noormets, A. (2022) AmeriFlux BASE US-NC3 NC_Clearcut#3, Ver. 4-5, AmeriFlux AMP, (Dataset). Available from: <https://doi.org/10.17190/AMF/1419506>
- Noormets, A., Mitra, B., Sun, G., Miao, G., King, J., Minick, K. et al. (2022) AmeriFlux BASE US-NC2 NC_Loblolly Plantation, Ver. 10-5, AmeriFlux AMP, (Dataset). Available from: <https://doi.org/10.17190/AMF/1246083>

- Novick, K. (2020) AmeriFlux BASE US-BRG Bayles Road Grassland Tower, Ver. 1-5, AmeriFlux AMP, (Dataset). Available from: <https://doi.org/10.17190/AMF/1756416>
- Novick, K. & Phillips, R. (2022) AmeriFlux FLUXNET-1F US-MMS Morgan Monroe State Forest, Ver. 3-5, AmeriFlux AMP, (Dataset). Available from: <https://doi.org/10.17190/AMF/1854369>
- Novick, K.A. & Barnes, M.L. (2023) A practical exploration of land cover impacts on surface and air temperature when they are most consequential. *Environmental Research: Climate*, 2, 025007.
- Novick, K.A., Ficklin, D.L., Baldocchi, D., Davis, K.J., Ghezzehei, T.A., Konings, A.G. et al. (2022) Confronting the water potential information gap. *Nature Geoscience*, 15, 158–164.
- Novick, K.A., Ficklin, D.L., Stoy, P.C., Williams, C.A., Bohrer, G., Oishi, A.C. et al. (2016) The increasing importance of atmospheric demand for ecosystem water and carbon fluxes. *Nature Climate Change*, 6, 1023–1027.
- Oishi, C., Novick, K. & Stoy, P. (2018a) AmeriFlux BASE US-Dk1 Duke Forest-open field, Ver. 4-5, AmeriFlux AMP, (Dataset). Available from: <https://doi.org/10.17190/AMF/1246046>.
- Oishi, C., Novick, K. & Stoy, P. (2018b) AmeriFlux BASE US-Dk2 Duke Forest-hardwoods, Ver. 4-5, AmeriFlux AMP, (Dataset). Available from: <https://doi.org/10.17190/AMF/1246047>
- Oishi, C., Novick, K. & Stoy, P. (2018c) AmeriFlux BASE US-Dk3 Duke Forest–loblolly pine, Ver. 4-5, AmeriFlux AMP, (Dataset). Available from: <https://doi.org/10.17190/AMF/1246048>
- Or, D., Lehmann, P., Shahraeeni, E. & Shokri, N. (2013) Advances in soil evaporation physics—a review. *Vadose Zone Journal*, 12, 1–16.
- Oren, R., Sperry, J., Katul, G., Pataki, D., Ewers, B., Phillips, N. et al. (1999) Survey and synthesis of intra-and interspecific variation in stomatal sensitivity to vapour pressure deficit. *Plant, Cell & Environment*, 22, 1515–1526.
- Otkin, J.A., Svoboda, M., Hunt, E.D., Ford, T.W., Anderson, M.C., Hain, C. et al. (2018) Flash droughts: A review and assessment of the challenges imposed by rapid-onset droughts in the United States. *Bulletin of the American Meteorological Society*, 99, 911–919.
- Oyler, J.W., Dobrowski, S.Z., Ballantyne, A.P., Klene, A.E. & Running, S.W. (2015) Artificial amplification of warming trends across the mountains of the western United States. *Geophysical Research Letters*, 42, 153–161.
- Pallardy, S.G. (2010) *Physiology of woody plants*. academic press
- Palmer, W.C. (1965) *Meteorological drought*, US Department of Commerce, Weather Bureau.
- Park Williams, A., Allen, C.D., Macalady, A.K., Griffin, D., Woodhouse, C.A., Meko, D.M. et al. (2013) Temperature as a potent driver of regional forest drought stress and tree mortality. *Nature Climate Change*, 3, 292–297.
- Parks, S.A. & Abatzoglou, J.T. (2020) Warmer and drier fire seasons contribute to increases in area burned at high severity in western US forests from 1985 to 2017. *Geophysical Research Letters*, 47, e2020GL089858.
- Pausas, J.G. & Paula, S. (2012) Fuel shapes the fire–climate relationship: evidence from Mediterranean ecosystems. *Global Ecology and Biogeography*, 21, 1074–1082.
- Pendergrass, A.G., Meehl, G.A., Pulwarty, R., Hobbins, M., Hoell, A., Aghakouchak, A. et al. (2020) Flash droughts present a new challenge for subseasonal-to-seasonal prediction. *Nature Climate Change*, 10, 191–199.
- Peters, R.L., Steppe, K., Cuny, H.E., De Pauw, D.J.W., Frank, D.C., Schaub, M. et al. (2021) Turgor—a limiting factor for radial growth in mature conifers along an elevational gradient. *New Phytologist*, 229, 213–229.
- Piao, S., Wang, X., Wang, K., Li, X., Bastos, A., Canadell, J.G. et al. (2020) Interannual Variation of Terrestrial Carbon Cycle: Issues and Perspectives. *Global Change Biology*, 26, 300–318. Available from: <https://doi.org/10.1111/gcb.14884>
- Piñol, J. & Sala, A. (2000) Ecological implications of xylem cavitation for several Pinaceae in the Pacific Northern USA. *Functional Ecology*, 14, 538–545.
- Poorter, H., Knopf, O., Wright, I.J., Temme, A.A., Hogewoning, S.W., Graf, A. et al. (2022) A meta-analysis of responses of C3 plants to atmospheric CO₂: dose–response curves for 85 traits ranging from the molecular to the whole-plant level. *New Phytologist*, 233, 1560–1596.
- Poyatos, R., Aguadé, D., Galiano, L., Mencuccini, M. & Martínez-Vilalta, J. (2013) Drought-induced defoliation and long periods of near-zero gas exchange play a key role in accentuating metabolic decline of Scots pine. *New Phytologist*, 200, 388–401.
- Poyatos, R., Martínez-Vilalta, J., Čermák, J., Ceulemans, R., Granier, A., Irvine, J. et al. (2007) Plasticity in hydraulic architecture of Scots pine across Eurasia. *Oecologia*, 153, 245–259.
- Quetin, G.R., Anderegg, L.D.L., Boving, I., Anderegg, W.R.L. & Trugman, A.T. (2023) Observed forest trait velocities have not kept pace with hydraulic stress from climate change. *Global Change Biology*, 29, 5415–5428.
- Raffa, K.F., Aukema, B.H., Bentz, B.J., Carroll, A.L., Hicke, J.A., Turner, M.G. et al. (2008) Cross-scale drivers of natural disturbances prone to anthropogenic amplification: the dynamics of bark beetle eruptions. *BioScience*, 58, 501–517.
- Rambo, T.R. & North, M.P. (2009) Canopy microclimate response to pattern and density of thinning in a Sierra Nevada forest. *Forest Ecology and Management*, 257, 435–442.
- Ramírez-Valiente, J.A., Center, A., Sparks, J.P., Sparks, K.L., Etterson, J.R., Longwell, T. et al. (2017) Population-level differentiation in growth rates and leaf traits in seedlings of the neotropical live oak *Quercus oleoides* grown under natural and manipulated precipitation regimes. *Frontiers in Plant Science*, 8, 585.
- Rao, K., Williams, A.P., Diffenbaugh, N.S., Yebra, M., Bryant, C. & Konings, A.G. (2023) Dry live fuels increase the likelihood of lightning-caused fires. *Geophysical Research Letters*, 50, e2022GL100975.
- Rao, K., Williams, A.P., Diffenbaugh, N.S., Yebra, M. & Konings, A.G. (2022) Plant-water sensitivity regulates wildfire vulnerability. *Nature Ecology & Evolution*, 6, 332–339.
- Reba, M.L. (2021) AmeriFlux BASE US-HRC Humnoke Farm Rice Field – Field C, Ver. 3-5, AmeriFlux AMP, (Dataset). Available from: <https://doi.org/10.17190/AMF/1543375>
- Reich, P.B. (2014) The world-wide ‘fast–slow’ plant economics spectrum: a traits manifesto. *Journal of Ecology*, 102, 275–301.
- Restaino, C.M., Peterson, D.L. & Littell, J. (2016) Increased water deficit decreases Douglas fir growth throughout western US forests. *Proceedings of the National Academy of Sciences*, 113, 9557–9562.
- Rey-Sanchez, C., Wang, C.T., Szutu, D., Shortt, R., Chamberlain, S.D. & Verfaillie, J. et al. (2022a) AmeriFlux BASE US-Bi1 Bouldin Island Alfalfa, Ver. 8-5, AmeriFlux AMP, (Dataset). Available from: <https://doi.org/10.17190/AMF/1480317>.
- Rey-Sanchez, C., Wang, C.T., Szutu, D., Shortt, R., Chamberlain, S.D., Verfaillie, J. et al. (2022b) AmeriFlux BASE US-Bi2 Bouldin Island corn, Ver. 13-5, AmeriFlux AMP, (Dataset). Available from: <https://doi.org/10.17190/AMF/1419513>
- Rigden, A.J., Mueller, N.D., Holbrook, N.M., Pillai, N. & Huybers, P. (2020) Combined influence of soil moisture and atmospheric evaporative demand is important for accurately predicting US maize yields. *Nature Food*, 1, 127–133.
- Rippey, B.R. (2015) The US drought of 2012. *Weather and Climate Extremes*, 10, 57–64.
- Robertson, G.P. & Chen, J. (2021) AmeriFlux BASE US-KM4 KBS Marshall Farms Smooth Brome Grass (Ref), Ver. 4-5, AmeriFlux AMP, (Dataset). Available from: <https://doi.org/10.17190/AMF/1634882>
- Roby, M.C., Scott, R.L. & Moore, D.J.P. (2020) High vapor pressure deficit decreases the productivity and water use efficiency of rain-induced

- pulses in semiarid ecosystems. *Journal of Geophysical Research: Biogeosciences*, 125, e2020JG005665.
- Roces-Díaz, J.V., Vayreda, J., De Cáceres, M., García-Valdés, R., Banqué-Casanovas, M., Morán-Ordóñez, A. et al. (2021) Temporal changes in Mediterranean forest ecosystem services are driven by stand development, rather than by climate-related disturbances. *Forest Ecology and Management*, 480, 118623.
- Rockwell, F.E., Holbrook, N.M., Jain, P., Huber, A.E., Sen, S. & Stroock, A.D. (2022) Extreme undersaturation in the intercellular airspace of leaves: a failure of Gaastra or Ohm? *Annals of Botany*, 130, 301–316.
- Roderick, M.L. & Berry, S.L. (2001) Linking wood density with tree growth and environment: a theoretical analysis based on the motion of water. *New Phytologist*, 149, 473–485.
- Rogers, B.M., Solvik, K., Hogg, E.H., Ju, J., Masek, J.G., Michaelian, M. et al. (2018) Detecting early warning signals of tree mortality in boreal North America using multiscale satellite data. *Global Change Biology*, 24, 2284–2304.
- Rosas, T., Mencuccini, M., Barba, J., Cochard, H., Saura-Mas, S. & Martínez-Vilalta, J. (2019) Adjustments and coordination of hydraulic, leaf and stem traits along a water availability gradient. *New Phytologist*, 223, 632–646.
- Rothermel, R.C. (1983) *How to predict the spread and intensity of forest and range fires*, US Department of Agriculture, Forest Service, Inter-mountain Forest and Range.
- Rowland, L., da Costa, A.C.L., Galbraith, D.R., Oliveira, R.S., Binks, O.J., Oliveira, A.A.R. et al. (2015) Death from drought in tropical forests is triggered by hydraulics not carbon starvation. *Nature*, 528, 119–122.
- Rowland, L., Ramírez-Valiente, J.A., Hartley, I.P. & Mencuccini, M. (2023) How woody plants adjust above-and below-ground traits in response to sustained drought. *New Phytologist*, 239, 1173–1189.
- Ruefenacht, B., Finco, M., Nelson, M., Czaplowski, R., Helmer, E., Blackard, J. et al. (2008) Conterminous US and Alaska forest type mapping using forest inventory and analysis data. *Photogrammetric Engineering & Remote Sensing*, 74, 1379–1388.
- Ruffault, J., Pimont, F., Cochard, H., Dupuy, J.-L. & Martin-Stpaul, N. (2022) SurEau-Ecos v2. 0: a trait-based plant hydraulics model for simulations of plant water status and drought-induced mortality at the ecosystem level. *Geoscientific Model Development*, 15, 5593–5626.
- Running, S.W. (1976) Environmental control of leaf water conductance in conifers. *Canadian Journal of Forest Research*, 6, 104–112.
- Sadok, W., Schoppach, R., Ghanem, M.E., Zucca, C. & Sinclair, T.R. (2019) Wheat drought-tolerance to enhance food security in Tunisia, birthplace of the Arab Spring. *European Journal of Agronomy*, 107, 1–9.
- Salomón, R.L., Peters, R.L., Zweifel, R., Sass-Klaassen, U.G.W., Stegehuis, A.I., Smiljanic, M. et al. (2022) The 2018 European heatwave led to stem dehydration but not to consistent growth reductions in forests. *Nature Communications*, 13, 28.
- Schönbeck, L., Grossiord, C., Gessler, A., Gislér, J., Meusburger, K., D'odorico, P. et al. (2022) Photosynthetic acclimation and sensitivity to short-and long-term environmental changes in a drought-prone forest. *Journal of Experimental Botany*, 73, 2576–2588.
- Schönbeck, L.C., Schuler, P., Lehmann, M.M., Mas, E., Mekarni, L., Pivovarov, A.L. et al. (2022) Increasing temperature and vapour pressure deficit lead to hydraulic damages in the absence of soil drought. *Plant, Cell & Environment*, 45, 3275–3289.
- Scott, R. (2022a) AmeriFlux BASE US-CMW Charleston Mesquite Woodland, Ver. 2-5, AmeriFlux AMP, (Dataset). Available from: <https://doi.org/10.17190/AMF/1660339>
- Scott, R. (2022b) AmeriFlux BASE US-SRG Santa Rita Grassland, Ver. 12-5, AmeriFlux AMP, (Dataset). Available from: <https://doi.org/10.17190/AMF/1246154>
- Scott, R. (2022c) AmeriFlux BASE US-SRM Santa Rita Mesquite, Ver. 24-5, AmeriFlux AMP, (Dataset). Available from: <https://doi.org/10.17190/AMF/1246104>
- Scott, R. (2022d) AmeriFlux BASE US-Whs Walnut Gulch Lucky Hills Shrub, Ver. 19-5, AmeriFlux AMP, (Dataset). Available from: <https://doi.org/10.17190/AMF/1246113>
- Scott, R. (2022e) AmeriFlux BASE US-Wkg Walnut Gulch Kendall Grasslands, Ver. 19-5, AmeriFlux AMP, (Dataset). Available from: <https://doi.org/10.17190/AMF/1246112>
- Seneviratne, S.I., Corti, T., Davin, E.L., Hirschi, M., Jaeger, E.B., Lehner, I. et al. (2010) Investigating soil moisture–climate interactions in a changing climate: a review. *Earth-Science Reviews*, 99, 125–161.
- Seneviratne, S.I., Lüthi, D., Litschi, M. & Schär, C. (2006) Land–atmosphere coupling and climate change in Europe. *Nature*, 443, 205–209.
- Seneviratne, S.I., Wilhelm, M., Stanelle, T., van den Hurk, B., Hagemann, S., Berg, A. et al. (2013) Impact of soil moisture–climate feedbacks on CMIP5 projections: first results from the GLACE-CMIP5 experiment. *Geophysical Research Letters*, 40, 5212–5217.
- Serra-Díaz, J.M., Maxwell, C., Lucash, M.S., Scheller, R.M., Laflower, D.M., Miller, A.D. et al. (2018) Disequilibrium of fire-prone forests sets the stage for a rapid decline in conifer dominance during the 21st century. *Scientific Reports*, 8, 6749.
- Shortt, R., Hemes, K., Szutu, D., Verfaillie, J. & Baldocchi, D. (2021) AmeriFlux BASE US-Sne Sherman Island Restored Wetland, Ver. 7-5, AmeriFlux AMP, (Dataset). Available from: <https://doi.org/10.17190/AMF/1418684>
- Sinclair, T.R., Devi, J., Shekoofa, A., Choudhary, S., Sadok, W., Vadez, V. et al. (2017) Limited-transpiration response to high vapor pressure deficit in crop species. *Plant Science*, 260, 109–118.
- Silveira, M. (2022) AmeriFlux BASE US-ONA Florida pine flatwoods, Ver. 3-5, AmeriFlux AMP, (Dataset). Available from: <https://doi.org/10.17190/AMF/1660350>
- Sinclair, T.R., Messina, C.D., Beatty, A. & Samples, M. (2010) Assessment across the United States of the benefits of altered soybean drought traits. *Agronomy Journal*, 102, 475–482.
- Sperry, J.S., Venturas, M.D., Anderegg, W., Mencuccini, M., Mackay, D.S., Wang, Y. et al. (2017) Predicting stomatal responses to the environment from the optimization of photosynthetic gain and hydraulic cost. *Plant, Cell & Environment*, 40, 816–830.
- Sperry, J.S., Wang, Y., Wolfe, B.T., Mackay, D.S., Anderegg, W.R.L., Mcdowell, N.G. et al. (2016) Pragmatic hydraulic theory predicts stomatal responses to climatic water deficits. *New Phytologist*, 212, 577–589.
- Starr, G. (2021a) AmeriFlux BASE US-LL1 Longleaf Pine–Baker (Mesic site), Ver. 2-5, AmeriFlux AMP, (Dataset). Available from: <https://doi.org/10.17190/AMF/1773395>.
- Starr, G. (2021b) AmeriFlux BASE US-LL2 Longleaf Pine–Dubignon (Intermediate site), Ver. 1-5, AmeriFlux AMP, (Dataset). Available from: <https://doi.org/10.17190/AMF/1773396>
- Starr, G. (2021c) AmeriFlux BASE US-LL3 Longleaf Pine–Red Dirt (Xeric site), Ver. 1-5, AmeriFlux AMP, (Dataset). Available from: <https://doi.org/10.17190/AMF/1773397>
- Still, C.J., Page, G., Rastogi, B., Griffith, D.M., Aubrecht, D.M., Kim, Y. et al. (2022) No evidence of canopy-scale leaf thermoregulation to cool leaves below air temperature across a range of forest ecosystems. *Proceedings of the National Academy of Sciences*, 119, e2205682119.
- Stoy, P. & Brookshire, E.N.J. (2022) AmeriFlux BASE US-BMM Bangtail Mountain Meadow, Ver. 3-5, AmeriFlux AMP, (Dataset). Available from: <https://doi.org/10.17190/AMF/1660338>
- Sulman, B.N., Roman, D.T., Yi, K., Wang, L., Phillips, R.P. & Novick, K.A. (2016) High atmospheric demand for water can limit forest carbon uptake and transpiration as severely as dry soil. *Geophysical Research Letters*, 43, 9686–9695.
- Sun, W., Fleisher, D., Timlin, D., Ray, C., Wang, Z., Beegum, S. et al. (2023) Projected long-term climate trends reveal the critical role of vapor

- pressure deficit for soybean yields in the US Midwest. *Science of the Total Environment*, 878, 162960.
- Suyker, A. (2022a) AmeriFlux FLUXNET-1F US-Ne1 Mead-irrigated continuous maize site, Ver. 3-5, AmeriFlux AMP, (Dataset). Available from: <https://doi.org/10.17190/AMF/1871140>
- Suyker, A. (2022b) AmeriFlux BASE US-Ne2 Mead-irrigated maize-soybean rotation site, Ver. 12-5, AmeriFlux AMP, (Dataset). Available from: <https://doi.org/10.17190/AMF/1246085>
- Suyker, A. (2022c) AmeriFlux BASE US-Ne3 Mead-rainfed maize-soybean rotation site, Ver. 12-5, AmeriFlux AMP, (Dataset). Available from: <https://doi.org/10.17190/AMF/1246086>
- Swann, A.L.S., Hoffman, F.M., Koven, C.D. & Randerson, J.T. (2016) Plant responses to increasing CO₂ reduce estimates of climate impacts on drought severity. *Proceedings of the National Academy of Sciences*, 113, 10019–10024.
- Talucci, A.C., Lertzman, K.P. & Krawchuk, M.A. (2019) Drivers of lodgepole pine recruitment across a gradient of bark beetle outbreak and wildfire in British Columbia. *Forest Ecology and Management*, 451, 117500.
- Tamang, B.G., Monnens, D., Anderson, J.A., Steffenson, B.J. & Sadok, W. (2022) The genetic basis of transpiration sensitivity to vapor pressure deficit in wheat. *Physiologia Plantarum*, 174, e13752.
- Taylor, S.H., Ripley, B.S., Martin, T., De-Wet, L.A., Woodward, F.I. & Osborne, C.P. (2014) Physiological advantages of C-4 grasses in the field: a comparative experiment demonstrating the importance of drought. *Global Change Biology*, 20, 1992–2003.
- Teuling, A.J., Seneviratne, S.I., Stöckli, R., Reichstein, M., Moors, E., Ciais, P. et al. (2010) Contrasting response of European forest and grassland energy exchange to heatwaves. *Nature Geoscience*, 3, 722–727.
- Thom, D., Sommerfeld, A., Sebald, J., Hagge, J., Müller, J. & Seidl, R. (2020) Effects of disturbance patterns and deadwood on the microclimate in European beech forests. *Agricultural and Forest Meteorology*, 291, 108066.
- Torn, M. & Dengel, S. (2020) AmeriFlux BASE US-NGC NGE Arctic Council, Ver. 1-5, AmeriFlux AMP, (Dataset). Available from: <https://doi.org/10.17190/AMF/1634883>
- Tricker, P., López, C., Gibbings, G., Hadley, P. & Wilkinson, M. (2013) Transgenerational, dynamic methylation of stomata genes in response to low relative humidity. *International Journal of Molecular Sciences*, 14, 6674–6689.
- Trugman, A.T., Anderegg, L., Anderegg, W., Das, A.J. & Stephenson, N.L. (2021) Why is tree drought mortality so hard to predict? *Trends in Ecology & Evolution*, 36, 520–532.
- Trugman, A.T., Anderegg, L.D.L., Shaw, J.D. & Anderegg, W.R.L. (2020) Trait velocities reveal that mortality has driven widespread coordinated shifts in forest hydraulic trait composition. *Proceedings of the National Academy of Sciences*, 117, 8532–8538.
- Trugman, A.T., Anderegg, L.D.L., Wolfe, B.T., Birami, B., Ruehr, N.K., Detto, M. et al. (2019) Climate and plant trait strategies determine tree carbon allocation to leaves and mediate future forest productivity. *Global Change Biology*, 25, 3395–3405.
- Tumajer, J., Scharnweber, T., Smiljanic, M. & Wilmking, M. (2022) Limitation by vapour pressure deficit shapes different intra-annual growth patterns of diffuse-and ring-porous temperate broadleaves. *New Phytologist*, 233, 2429–2441.
- Turc, O., Bouteillé, M., Fuad-Hassan, A., Welcker, C. & Tardieu, F. (2016) The growth of vegetative and reproductive structures (leaves and silks) respond similarly to hydraulic cues in maize. *New Phytologist*, 212, 377–388.
- Tweedie, C. (2022) AmeriFlux BASE US-Jo1 Jornada Experimental Range Bajada Site, Ver. 2-5, AmeriFlux AMP, (Dataset). Available from: <https://doi.org/10.17190/AMF/1767833>
- Uevama, M., Iwata, H. & Harazono, Y. (2022) AmeriFlux BASE US-Uaf University of Alaska, Fairbanks, Ver. 10-5, AmeriFlux AMP, (Dataset). Available from: <https://doi.org/10.17190/AMF/1480322>
- Urban, J., Ingwers, M., Mcguire, M.A. & Teskey, R.O. (2017) Stomatal conductance increases with rising temperature. *Plant Signaling & Behavior*, 12, e1356534.
- Valach, A., Shortt, R., Szutu, D., Eichelmann, E., Knox, S., Hemes, K. et al. (2021) AmeriFlux BASE US-Tw1 Twitchell Wetland West Pond, Ver. 9-5, AmeriFlux AMP, (Dataset). Available from: <https://doi.org/10.17190/AMF/1246147>
- Vicente-Serrano, S.M., Beguería, S. & López-Moreno, J.I. (2010) A multiscalar drought index sensitive to global warming: the standardized precipitation evapotranspiration index. *Journal of Climate*, 23, 1696–1718.
- Vicente-Serrano, S.M., Gouveia, C., Camarero, J.J., Beguería, S., Trigo, R., López-Moreno, J.I. et al. (2013) Response of vegetation to drought time-scales across global land biomes. *Proceedings of the National Academy of Sciences*, 110, 52–57.
- Vicente-Serrano, S.M., Nieto, R., Gimeno, L., Azorin-Molina, C., Drumond, A., EL Kenawy, A. et al. (2018) Recent changes of relative humidity: regional connections with land and ocean processes. *Earth System Dynamics*, 9, 915–937.
- Vinod, N., Slot, M., Mcgregor, I.R., Ordway, E.M., Smith, M.N., Taylor, T.C. et al. (2023) Thermal sensitivity across forest vertical profiles: patterns, mechanisms, and ecological implications. *New Phytologist*, 237, 22–47.
- Wagner, Y., Feng, F., Yakir, D., Klein, T. & Hochberg, U. (2022) In situ, direct observation of seasonal embolism dynamics in Aleppo pine trees growing on the dry edge of their distribution. *New Phytologist*, 235, 1344–1350.
- Walker, A.P., de Kauwe, M.G., Bastos, A., Belmecheri, S., Georgiou, K., Keeling, R.F. et al. (2021) Integrating the evidence for a terrestrial carbon sink caused by increasing atmospheric CO₂. *New Phytologist*, 229, 2413–2445.
- Wang, J. & Wen, X. (2022) Increasing relative abundance of C4 plants mitigates a dryness-stress effect on gross primary productivity along an aridity gradient in grassland ecosystems. *Plant and Soil*, 479, 371–387.
- Wang, L., Yuan, X., Xie, Z., Wu, P. & Li, Y. (2016) Increasing flash droughts over China during the recent global warming hiatus. *Scientific Reports*, 6, 30571.
- Wang, X., Piao, S., Ciais, P., Friedlingstein, P., Myneni, R.B., Cox, P. et al. (2014) A two-fold increase of carbon cycle sensitivity to tropical temperature variations. *Nature*, 506, 212–215.
- Watson, S.J., Aguirre, B.A. & Wright, A.J. (2023) Soil versus atmospheric drought: a test case of plant functional trait responses. *Ecology*, 104, e4109.
- Wharton, S. (2016) AmeriFlux BASE US-Wrc Wind River Crane Site, Ver. 8–1, AmeriFlux AMP, (Dataset). Available from: <https://doi.org/10.17190/AMF/1246114>
- Willett, K.M., Dunn, R.J.H., Thorne, P.W., Bell, S., de Podesta, M., Parker, D.E. et al. (2014) HadISDH land surface multi-variable humidity and temperature record for climate monitoring. *Climate of the Past*, 10, 1983–2006.
- Williams, A.P., Abatzoglou, J.T., Gershunov, A., Guzman-Morales, J., Bishop, D.A., Balch, J.K. et al. (2019) Observed impacts of anthropogenic climate change on wildfire in California. *Earth's Future*, 7, 892–910.
- Williams, A.P., Cook, B.I. & Smerdon, J.E. (2022) Rapid intensification of the emerging southwestern North American megadrought in 2020–2021. *Nature Climate Change*, 12, 232–234.
- Williams, A.P., Livneh, B., Mckinnon, K.A., Hansen, W.D., Mankin, J.S., Cook, B.I. et al. (2022) Growing impact of wildfire on western US water supply. *Proceedings of the National Academy of Sciences*, 119, e2114069119.
- Williamson, J., Slade, E.M., Luke, S.H., Swinfield, T., Chung, A.Y., Coomes, D.A. et al. (2020) Riparian buffers act as a microclimatic refugia in oil palm landscapes. *Journal of Applied Ecology*, 58, 431–442.

- Wine, M.L., Cadol, D. & Makhnin, O. (2018) In ecoregions across western USA streamflow increases during post-wildfire recovery. *Environmental Research Letters*, 13, 014010.
- Wood, J. & Gu, L. (2021) AmeriFlux FLUXNET-1F US-MOz Missouri Ozark Site, Ver. 3-5, AmeriFlux AMP, (Dataset). Available from: <https://doi.org/10.17190/AMF/1854370>
- Wright, A., Schnitzer, S.A. & Reich, P.B. (2014) Living close to your neighbors: the importance of both competition and facilitation in plant communities. *Ecology*, 95, 2213–2223.
- Wright, A., Schnitzer, S.A. & Reich, P.B. (2015) Daily environmental conditions determine the competition-facilitation balance for plant water status. *Journal of Ecology*, 103, 648–656.
- Wright, A.J., Barry, K.E., Lortie, C.J. & Callaway, R.M. (2021) Biodiversity and ecosystem functioning: have our experiments and indices been underestimating the role of facilitation? *Journal of Ecology*, 109, 1962–1968.
- Yang, J., Duursma, R.A., De Kauwe, M.G., Kumarathunge, D., Jiang, M., Mahmud, K. et al. (2019) Incorporating non-stomatal limitation improves the performance of leaf and canopy models at high vapour pressure deficit. *Tree Physiology*, 39, 1961–1974.
- Ye, H., Song, L., Schapaugh, W.T., Ali, M.L., Sinclair, T.R., Riar, M.K. et al. (2020) The importance of slow canopy wilting in drought tolerance in soybean. *Journal of Experimental Botany*, 71, 642–652.
- Yi, K., Maxwell, J.T., Wenzel, M.K., Roman, D.T., Sauer, P.E., Phillips, R.P. et al. (2019) Linking variation in intrinsic water-use efficiency to isohydricity: a comparison at multiple spatiotemporal scales. *New Phytologist*, 221, 195–208.
- Yi, K., Smith, J.W., Jablonski, A.D., Tatham, E.A., Scanlon, T.M., Lerdau, M.T. et al. (2020) High heterogeneity in canopy temperature among co-occurring tree species in a temperate forest. *Journal of Geophysical Research: Biogeosciences*, 125, e2020JG005892.
- Yuan, W., Zheng, Y., Piao, S., Ciais, P., Lombardozzi, D., Wang, Y. et al. (2019) Increased atmospheric vapor pressure deficit reduces global vegetation growth. *Science Advances*, 5, eaax1396.
- Zhang, J., Guan, K., Peng, B., Jiang, C., Zhou, W., Yang, Y. et al. (2021) Challenges and opportunities in precision irrigation decision-support systems for center pivots. *Environmental Research Letters*, 16, 053003.
- Zhang, J., Guan, K., Peng, B., Pan, M., Zhou, W., Jiang, C. et al. (2021) Sustainable irrigation based on co-regulation of soil water supply and atmospheric evaporative demand. *Nature Communications*, 12, 5549.
- Zhang, Q., Ficklin, D.L., Manzoni, S., Wang, L., Way, D., Phillips, R.P. et al. (2019) Response of ecosystem intrinsic water use efficiency and gross primary productivity to rising vapor pressure deficit. *Environmental Research Letters*, 14(7), p.074023.
- Zhang, S., Tao, F. & Zhang, Z. (2017) Spatial and temporal changes in vapor pressure deficit and their impacts on crop yields in China during 1980–2008. *Journal of Meteorological Research*, 31, 800–808.
- Zhao, M., A, G., Liu, Y. & Konings, A.G. (2022) Evapotranspiration frequently increases during droughts. *Nature Climate Change*, 12, 1024–1030.
- Zhong, Z., He, B., Wang, Y.-P., Chen, H.W., Chen, D., Fu, Y.H. et al. (2023) Disentangling the effects of vapor pressure deficit on northern terrestrial vegetation productivity. *Science Advances*, 9, eadf3166.
- Zhou, S., Duursma, R.A., Medlyn, B.E., Kelly, J.W.G. & Prentice, I.C. (2013) How should we model plant responses to drought? An analysis of stomatal and non-stomatal responses to water stress. *Agricultural and Forest Meteorology*, 182–183, 204–214.
- Zhou, S., Williams, A.P., Berg, A.M., Cook, B.I., Zhang, Y., Hagemann, S. et al. (2019) Land–atmosphere feedbacks exacerbate concurrent soil drought and atmospheric aridity. *Proceedings of the National Academy of Sciences*, 116, 18848–18853.
- Zhou, S., Zhang, Y., Park Williams, A. & Gentile, P. (2019) Projected increases in intensity, frequency, and terrestrial carbon costs of compound drought and aridity events. *Science Advances*, 5, eaau5740.
- Zhou, W., Guan, K., Peng, B., Shi, J., Jiang, C., Wardlow, B. et al. (2020) Connections between the hydrological cycle and crop yield in the rainfed US Corn Belt. *Journal of Hydrology*, 590, 125398.
- Zweifel, R., Sterck, F., Braun, S., Buchmann, N., Eugster, W., Gessler, A. et al. (2021) Why trees grow at night. *New Phytologist*, 231, 2174–2185.

SUPPORTING INFORMATION

Additional supporting information can be found online in the Supporting Information section at the end of this article.

How to cite this article: Novick, K.A., Ficklin, D.L., Grossiord, C., Konings, A.G., Martínez-Vilalta, J., Sadok, W. et al. (2024) The impacts of rising vapour pressure deficit in natural and managed ecosystems. *Plant, Cell & Environment*, 1–29. <https://doi.org/10.1111/pce.14846>